

# Product & Services Overview



SILT, Middelkerke, Belgium  
Architect: Bureau Bouwtechniek, ZJA, OZ architect, DELVA  
General contractor: Democo, Furnibo



Reynaers  
Aluminium

Windows.  
Doors.  
Façades.

Together for better

[www.reynaers.com](http://www.reynaers.com)



The Giving Tree, California, USA  
Architect: Faulkner Architects  
Photo: Joe Fletcher Photography

# Table of contents

## **This is us 4-9**

## **Our products 10-119**

### **Windows & Doors 12-37**

MasterLine	20
SlimLine 38	26
SlimLine 38-HI+	30
SlimLine 68	32
ConceptSystem 77	33
Vision 7	34
ConceptSystem 59Pa*	36
EcoSystem 50	37

### **Sliding & Folding 38-57**

HiFinity	42
MasterPatio	44
SlimPatio 68	48
ConceptPatio 155	50
ConceptPatio 130	52
ConceptPatio 68	54
ConceptPatio 45Pa*	55
ConceptFolding 77	56
ConceptFolding 68	57

### **Façades 58-77**

ConceptWall 50	62
ConceptWall 60	66
SlimWall 35	68
ElementFaçade 7	70
ConceptWall 86(-EF)	74
MasterWall	76

### **Safety Systems 78-89**

ConceptSystem 77-FP	84
ConceptSystem 77-BP	85
MasterLine 8-FP	86
FlameLine	87
ConceptWall 50-FP	88

### **Conservatories 90-97**

ConceptRoof 120	92
ThermoRoof 200	93
ParallelRoof 100*	94
Cintro	95
MasterLight	96

\*Non-insulated system

## **Cladding 98-101**

Paralline*	100
------------	-----

## **Handles 102-109**

Touch	104
Contour	105
Horizon	106
Olimpo	107
DoorPulls	108

## **Smart Buildings 110-113**

Access control	112
Comfort motorisation	112
Natural ventilation	112

## **Options 114-119**

Solar shading	116
Flyscreen	117
Balustrades	118
PV / Solar panels	119

## **Our professional services 120-139**

### **Qualitative products 124-127**

United through innovation	124
DigiTrace	125
Tried and tested quality	126
Colours & finishes	127

### **Your partner in life 128-137**

BIM	129
Project Cell	130
Bespoke solutions	130
Avalon	131
Product documentation & tools	132
Docu Portal	133
Our dedicated software solutions	134
Machines & tooling	135
Marketing support services	136
Training & support	137

### **Endless inspiration 138-139**

## **Our sustainable road ahead 140-141**

# This is us





# Let us be your partner in life.

Finding the right aluminium solution that tailors a multitude of wishes, can be quite a challenge. Reynaers Aluminium wants to change this.

We are here for you. We listen to your questions and work together towards long-lasting solutions. We share our experience and inspire you to reach for new heights. Our ecosystem of products and services makes your life easier and helps your vision become a reality. We put our partners at the centre, supporting you every step of the way.

The Product & Services Overview is your guide in everything Reynaers Aluminium has to offer. Discover our high-quality windows, doors, sliding systems, façades and professional services, and get inspired by their endless possibilities.



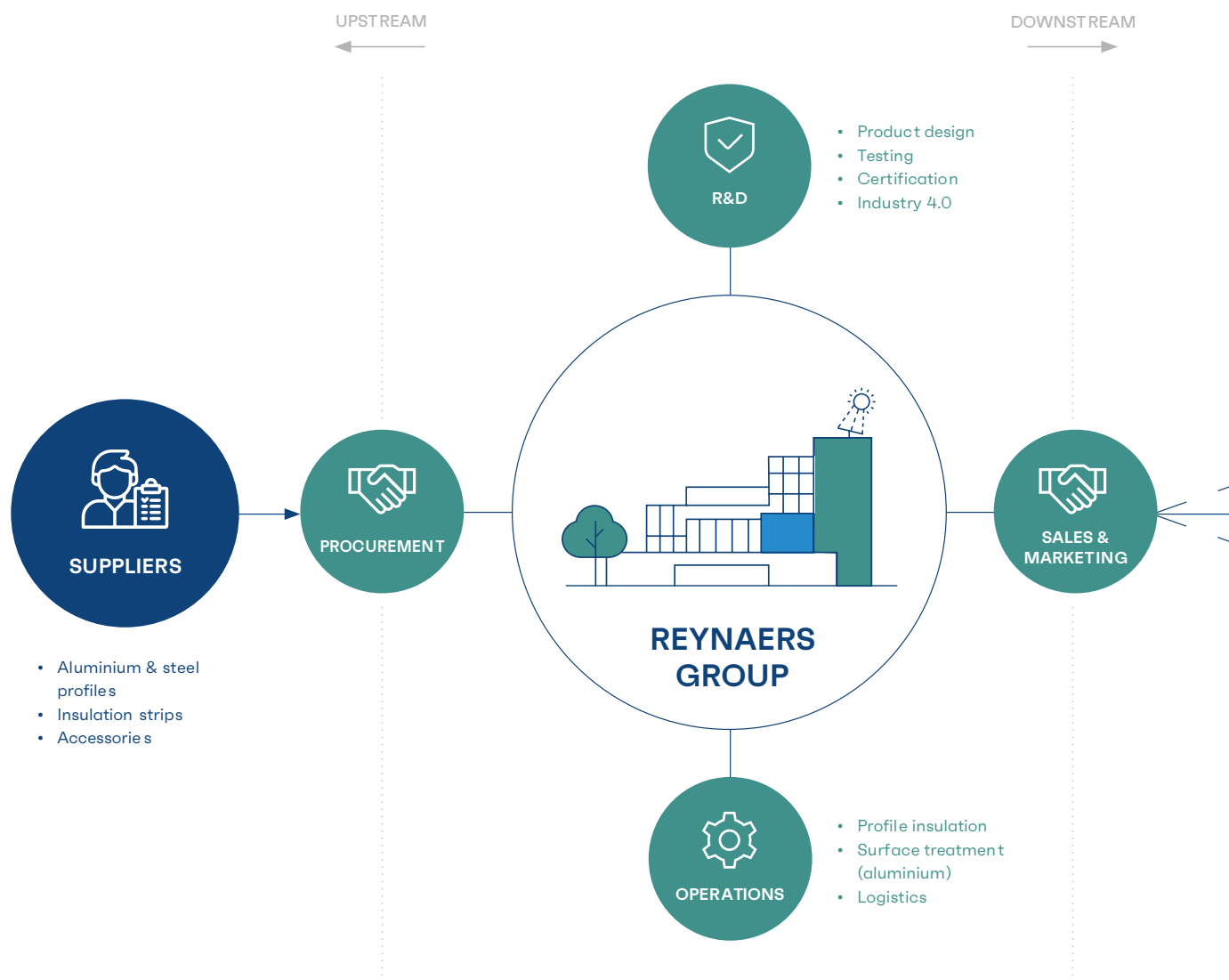
## Visit our Reynaers Aluminium website today

Looking for the latest information on our products and services? Our website has all the answers you need. Scan the QR code to visit **[www.reynaers.com](http://www.reynaers.com)** and get started.

# Part of Reynaers Group

Reynaers Group is a leading global company that develops, distributes, and commercialises innovative and sustainable joinery solutions in both aluminium and steel. Reynaers Aluminium and steel expert Forster are at the centre of this internationally oriented group of companies.

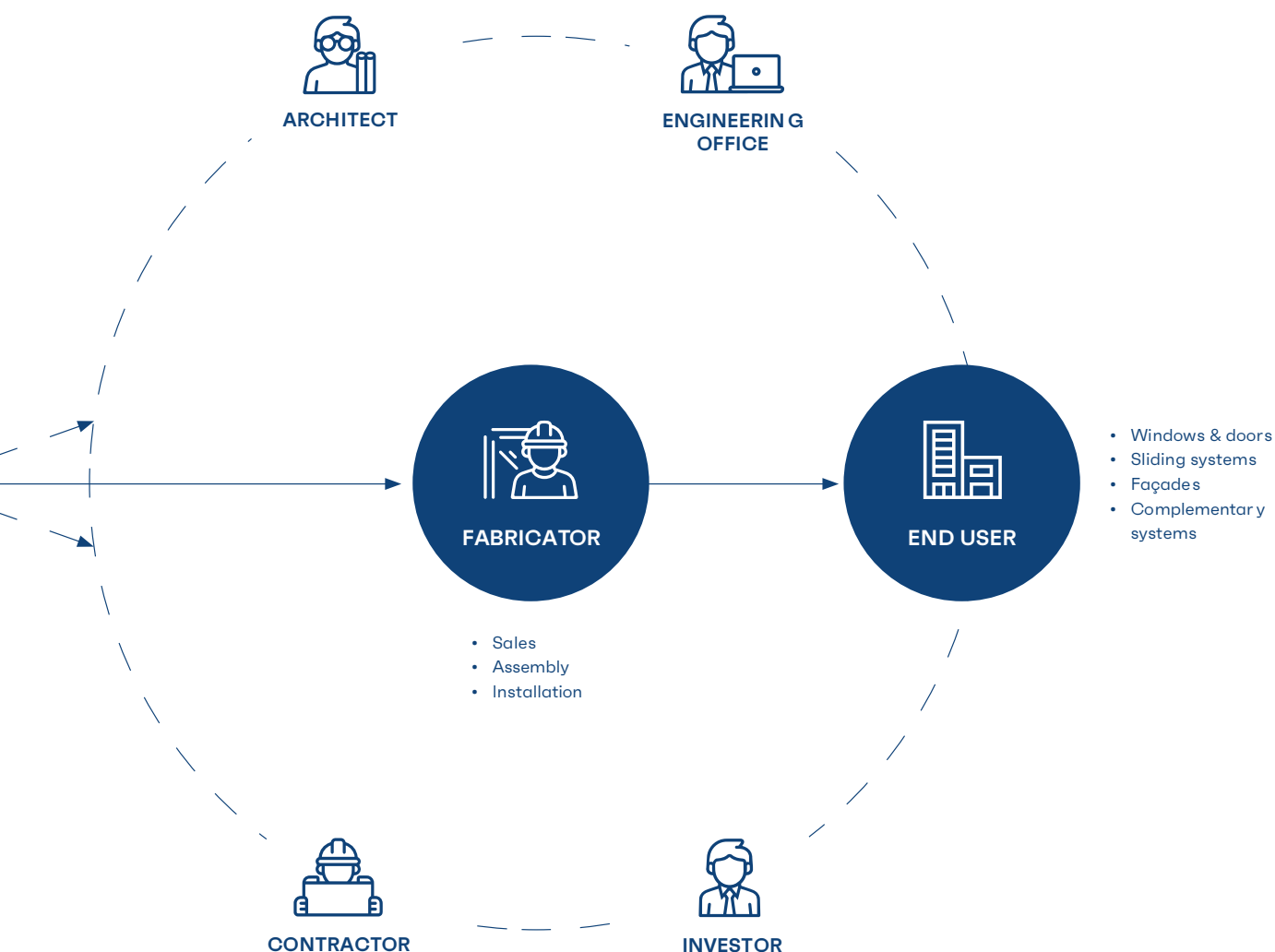
We currently employ more than 2,650 people and export our products to more than 70 countries. “Together for better” is our motto and symbolises the core beliefs of our Belgium-based, family-owned company.



Reynaers Group defines the strategic framework for all Group members, with customer centricity and sustainability at its core. As a renowned system house, we take pride in what we do best. Our innovative R&D efforts and operational excellence, as well as the durable relationships we maintain with our suppliers, help us create tested and approved building components that last a lifetime.

Our company's business model is twofold. On the one hand, we cultivate a vast network of partner fabricators, who in turn service a wide range of stakeholders, such as architects and project developers. We help our partners grow through an extensive ecosystem of high-quality products, services and tools; inspiring marketing content; and excellent support.

On the other hand, Reynaers Group forges an in-depth relationship with its stakeholders in the building industry, in order to better understand their needs, to offer professional guidance, and to inspire them to make their vision become a reality.



# Welcome to Reynaers Aluminium

Since 1965, Reynaers Aluminium has been a frontrunner in the design and development of high-quality, innovative joinery products. Our range of aluminium windows, doors, sliding systems and façades rank among the most trusted solutions with building professionals all over the world. Together with our partners, we help improve the living and working environment of people, now and for generations to come.

We test and improve our systems continuously at our very own testing facilities. By carefully monitoring market trends, we stay on top of the latest innovations and can offer aluminium systems that truly make a difference. Our solutions guarantee easy assembly and effortless installation - important advantages in a changing construction landscape with a lack of skilled workers. Moreover, we take our responsibility and incorporate sustainability in everything we do. With low-carbon highly recyclable materials, we act to have a lasting positive impact, together with our community.

## Together for better

This is our motto. We want to be a close business partner to fabricators, architects and other stakeholders alike. Anchored to our family values, we strive for full transparency and collaborate proactively to achieve the highest standards in any project, big or small.

Every day, we try to alleviate the lives of building professionals all over the world. We offer innovative products at competitive prices and reliable delivery. Next to physical products, our partners can rely on user-friendly digital tools, expert know-how through training and human-centred support to make their processes more efficient. Our professional network opens opportunities for new customers too, as we grow together.

## Global presence

We are proud to be one of the global leaders in the aluminium industry. Reynaers Aluminium is market leader in Belgium, and we have acquired a strong position in over 40 countries, each with its own offices. We offer an international vision, yet service local market needs with customised solutions and support.

## The numbers



15

distribution  
centres



3

insulation sites



5

test centres



9

training  
centres



4

surface  
treatment  
sites



+5000

partner  
fabricators  
worldwide



Reynaers  
Aluminium

### Reynaers Campus

Reynaers Campus is our corporate headquarters located in Duffel, Belgium. It offers a welcoming working environment to over 600 Reynaers Group colleagues, and it is a place for our partners to experience the latest products and innovations in full interactivity.

The Campus comprises of multiple “centres of expertise”. In the Experience Centre, you can discover our unique range of Reynaers Aluminium and Forster systems in one inspiring showroom. The Avalon Virtual Reality Room offers an even more immersive experience, visualising your future projects before they are even built.

At the Technology Centre, we put our systems to the test to ensure they meet the strictest international standards in terms of comfort, safety, and sustainability. Moreover, our professional training crew shares skills and knowledge with our network of craftsmen and employees, to help them familiarise with our aluminium systems in great detail.

Reynaers Campus is our home, and we welcome you as part of our Reynaers Aluminium family.



120

### Our professional services

Want to learn more about our testing facilities, Avalon or training offer? Read the chapter on our ecosystem of professional services, starting from page 120.

# Our products

Our high-quality aluminium systems meet the most stringent demands in terms of comfort, safety, design, and energy efficiency. No wonder they are featured in both private homes and iconic large-scale buildings all over the world.

Driven by an innovative mindset, we have expanded our product range over the past decades to help professionals and homeowners make their architectural vision become a reality. By listening to their needs, we have created a broad portfolio of user-friendly, attractive, and sustainable systems that last a lifetime.

In this chapter, you will find important product data on Reynaers Aluminium's most popular systems and their main system variants. Discover different design options, compare performance data, and find the right solution for your next project.



## Search and compare our products online

If you want to compare the latest product details of multiple systems at once, our online search tool can help you a long way. Scan the QR code to discover the **Product Search** on [www.reynaers.com](http://www.reynaers.com).

## Overview

<b>Windows &amp; Doors</b>	<b>12 - 37</b>
<b>Sliding &amp; Folding</b>	<b>38 - 57</b>
<b>Façades</b>	<b>58 - 77</b>
<b>Safety Systems</b>	<b>78 - 89</b>
<b>Conservatories</b>	<b>90 - 97</b>
<b>Cladding</b>	<b>98 - 101</b>
<b>Handles</b>	<b>102 - 109</b>
<b>Smart Buildings</b>	<b>110 - 113</b>
<b>Options</b>	<b>114 - 119</b>

### Looking for a specific safety solution?


Discover our fireproof and bulletproof window and door systems, including the new FlameLine fireproof door, in the dedicated Safety chapter, starting from page 78.



Misionieriu Namai, Vilnius, Lithuania  
Architect: DO ARCHITECTS  
MasterLine 8-HI, MasterLine 8-HV, ConceptWall 50-HI




MasterLine 8



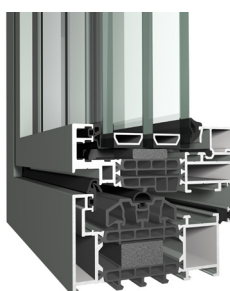
SlimLine 38



SlimLine 68



MasterLine 10



SlimLine 38-HI+




ConceptSystem 77




Reynaers  
Aluminium

# Windows & Doors



Vision 7



EcoSystem 50



















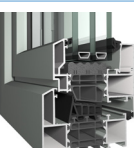














ConceptSystem 59Pa



Reynaers  
Aluminium

# Design


## Windows & Doors

WINDOWS		MasterLine		SlimLine			ConceptSystem		EcoSystem
		10	8	38	38-HI+	68	77	59Pa	50
FUNCTIONAL									
HIDDEN VENT									
RENAISSANCE									
DECO									
CUBIC									
FERRO									
CLASSIC									



# DOORS


## CONCEALED HINGES




MasterLine		SlimLine	ConceptSystem		Vision	EcoSystem
10	8	38	77	59Pa	7	50



## BARREL HINGES




































## SURFACE MOUNTED HINGES



available 

# Performance

## Windows & Doors

WINDOWS		MasterLine		SlimLine		ConceptSystem		EcoSystem	
		10	8	38	38-HI+	68 <sup>(3)</sup>	77	59Pa	50
SAFETY VARIANTS									
	Burglary proof								
	Fire proof			 (4)					
	Bullet proof								
SUSTAINABILITY									
	Passive House Institute Certified component	Component certified	Level		Level				
	Minergie label		Certified						
	Cradle to Cradle	Bronze	Bronze	Bronze			Bronze		
	Recycled Thermal Break								
	EPD available								
MINIMAL VISIBLE WIDTH FRAME/VENT									
		104 mm	97 mm	67 mm	60 mm	65 mm	89 mm	85 mm	100 mm
PERFORMANCE									
	Insulation smallest frame/vent section (Uf value ≥ ...)	0.99 W/m²K	1.3 W/m²K	1.9 W/m²K	1.4 W/m²K	2.4 W/m²K	1.8 W/m²K	-	2.3 W/m²K
	Air tightness Class (value in Pa)	4 (600 Pa)	4 (600 Pa)	4 (600 Pa)	4 (600 Pa)	4 (600 Pa)	4 (600 Pa)	4 (600 Pa)	4 (600 Pa)
	Wind load resistance Class (value in Pa)	C4 (1600 Pa)	C5 (2000 Pa)	C4 (1600 Pa)	C4 (1600 Pa)	C5 (2000 Pa)	C5 (2000 Pa)	C5 (2000 Pa)	C4 (1600 Pa)
	Water tightness Class (value in Pa)	E900 (900 Pa)	E900 (900 Pa)	9A (600 Pa)	E900 (900 Pa)	E1200 (1200 Pa)	E900 (900 Pa)	E750 (750 Pa)	9A (600 Pa)

Performance levels and properties depend on size, profile combinations, hardware and infill choices.

- (1) Panel door only
- (2) Window door
- (3) Outside opening only
- (4) Dutch standard only
- (5) All inward opening doors
- (6) Visible vent width

Check CE passport for the most recent data

available ■  
expected 2025 ■















## What is an EPD?

An Environmental Product Declaration (EPD) is a third party-certified, internationally recognised disclosure of a product's environmental impact throughout its lifecycle. EPDs are voluntarily developed and allow for easy and transparent comparison of the ecological performance of different products.










Please contact your local Reynaers Aluminium representative for more information on our EPD offer.

DOORS	MasterLine		SlimLine	ConceptSystem		Vision	EcoSystem
	10 <sup>(2)</sup>	8	38	77	59Pa	7	50

### SAFETY VARIANTS

 Burglary proof							
 Fire proof							
 Bullet proof							





### SUSTAINABILITY

 Passive House Institute Certified component	Component certified	Component certified <sup>(1)</sup>					
 Minergie Label							
 Cradle to Cradle	Bronze	Bronze	Bronze	Bronze			
 Recycled Thermal Break							
EPD available							

### MINIMAL VISIBLE WIDTH FRAME/VENT


























































































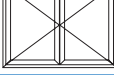








	104 mm	97 mm	67 mm	89 mm	85 mm	78 mm <sup>(6)</sup>	100 mm
--	--------	-------	-------	-------	-------	----------------------	--------

### PERFORMANCE<sup>(5)</sup>

 Insulation smallest frame/ vent section (Uf-value ≥ ...)	0.85 W/m²K	1.1 W/m²K	1.6 W/m²K	1.8 W/m²K	-	1.7 W/m²K	3.0 W/m²K
 Air tightness Class (value in Pa)	4 (600 Pa)	4 (600 Pa)	4 (600 Pa)	4 (600 Pa)	3 (600 Pa)	2 (300 Pa)	2 (300 Pa)
 Wind load resistance Class (value in Pa)	C3 (1200 Pa)	C2 (800 Pa)	C3 (1200 Pa)	C2 (800 Pa)	C2 (800 Pa)	C2 (800 Pa)	C2 (800 Pa)
 Water tightness Class (value in Pa)	9A (600 Pa)	8A (450 Pa)	9A (600 Pa)	7A (300 Pa)	5A (200 Pa)	2A (50 Pa)	4A (150 Pa)

# Opening types

## Windows & Doors

WINDOWS	MasterLine		SlimLine			ConceptSystem		EcoSystem
	10	8	38	38-HI+	68	77	59Pa	50
								
								
								
								
								
								
								
								
								
								
								
								
								

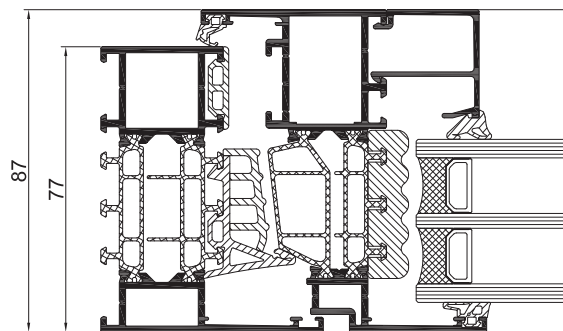
available 



DOORS	MasterLine		SlimLine	ConceptSystem		Vision	EcoSystem
	10	8	38	77	59Pa	7	50

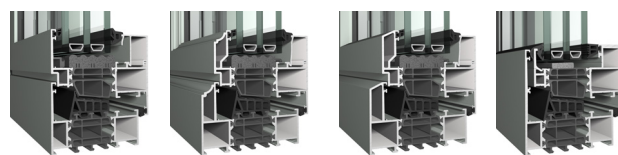
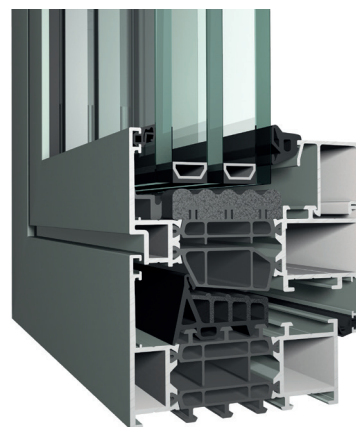
# MasterLine 8







## Windows



MasterLine 8 can do it all. The high-quality window series offers reliable performance, versatile design options, and a wide range of functional applications. Enjoy excellent results, even in the toughest weather conditions.

- Our flagship window system with a strong pedigree
- Ultimate combination of performance and aesthetics
- Clean look tailored to your needs



PROPERTIES		FUNCTIONAL	RENAISSANCE	DECO	HIDDEN VENT
Min. visible width inward opening window	Frame	53 mm	53 mm	53 mm	80 mm
	Vent	37 mm	37 mm	37 mm	-
Min. visible width inward opening window-door	Frame	60 mm	60 mm	60 mm	n/a
	Vent	67 mm	67 mm	67 mm	n/a
Overall system depth window	Frame	77 mm	87 mm	87 mm	77 mm
	Vent	87 mm	87 mm	87 mm	80 mm
Max vent height		2800 mm	2800 mm	2800 mm	2800 mm
Max vent weight		200 kg	200 kg	200 kg	150 kg
Rebate height		27 mm	27 mm	27 mm	16.5 mm
Glass thickness	Frame	up to 62 mm	up to 62 mm	up to 62 mm	up to 62 mm
	Vent	up to 72 mm	up to 62 mm	up to 62 mm	up to 65 mm
PERFORMANCE					
 Thermal insulation (Uf)		Down to 1.0 W/m²K			Down to 1.3 W/m²K
 Acoustic performance (Rw (C; Ctr))		TuTi: 46 (-1; -3) dB DC: 44 (-2; -4) dB			49 (-1; -5) dB
 Air tightness		600 Pa (class 4)			600 Pa (class 4)
 Wind load resistance		2000 Pa (class C5)			1600 Pa (class C4)
 Water tightness		900 Pa (class E900)			1200 Pa (class E1200)
 Burglar resistance		RC 2 + RC 3 + PAS 24			RC 2

Performance levels and properties depend on size, profile combinations, hardware and infill choices.









Varso 1 & 2, Warsaw, Poland  
Architect: Hermanowicz Rewski Architekci (HRA)

## PROPERTIES

			OUTWARD OPENING	VENTILATION VENT	PIVOT WINDOW	BALCONY DOOR
Min. visible width window	Frame		27 mm	53 mm	64 mm	60 mm
	Vent		118 mm	105 mm	89 mm	37 mm
Overall system depth window	Frame		77 mm	77 mm	77 mm	77 mm
	Vent		87 mm	87 mm	86 mm	87 mm
Max vent height			2400 mm	2800 mm	2500 mm	2800 mm
Max vent weight			130 kg	-	200 kg	130 kg
Rebate height			27 mm	n/a	25 mm	27 mm
Glass thickness	Frame		up to 62 mm	n/a	n/a	n/a
	Vent		up to 72 mm	n/a	up to 61 mm	up to 68 mm

## PERFORMANCE

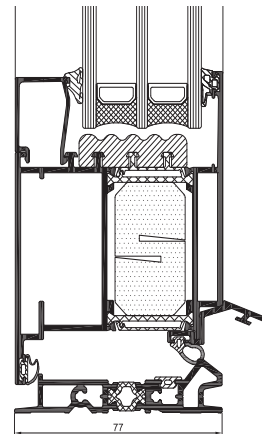
	Thermal insulation (Uf)	Down to 1.0 W/m²K	Down to 1.6 W/m²K	Down to 1.9 W/m²K	Down to 1.1 W/m²K
	Acoustic performance (Rw (C; Ctr))	40 (-1; -4) dB	45 (-1; -4) dB	41 (-1; -3) dB	42 (-2; -4) dB
	Air tightness	Up to 600 Pa (class 4)	Up to 600 Pa (class 4)	Up to 600 Pa (class 4)	Up to 600 Pa (class 4)
	Wind load resistance	Up to 2000 Pa (class 5)	Up to 2000 Pa (class C5)	Up to 1600 Pa (class C4)	Up to 1200 Pa (class C3)
	Water tightness	Up to 900 Pa (class E900)	Up to 1500 Pa (class E1500)	Up to 600 Pa (class 9A)	Up to 1200 Pa (class E1200)
	Burglar resistance	RC 2 + PAS 24	RC 2	-	RC 2

# MasterLine 8







## Doors

Choosing MasterLine 8 means embracing optimal performance in every detail. Our flagship door system offers you high thermal levels, certified sustainable design, and life-long comfort in one easy-to-operate aluminium solution.

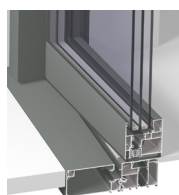
- Our flagship door system, durable and versatile
- Ultimate combination of performance and aesthetics
- Clean and ergonomic look tailored to your needs



PROPERTIES		TERRACE DOOR	FLUSH DOOR	PIVOT DOOR
Min. visible width inward opening door	Frame	53 mm	68.5 mm	68.5 mm
	Vent	52 mm	78.5 mm	104.5 mm
Overall system depth window	Frame	77 mm	77 mm	77 mm
	Vent	77 mm	77 mm	77 mm
Max vent height		3000 mm	3000 mm	3000 mm
Max vent weight		150 kg	250 kg	200 kg
Rebate height		27 mm	27 mm	27 mm
Glass thickness	Vent	up to 62 mm	up to 62 mm	up to 62 mm

PERFORMANCE		TERRACE DOOR	FLUSH DOOR	PIVOT DOOR
 Thermal insulation (Uf)		Down to 1.1 W/m²K	Down to 1.1 W/m²K	Down to 1.5 W/m²K
 Acoustic performance (Rw (C; Ctr))		-	43 (-1; -4) dB	-
 Air tightness		600 Pa (class 4)	600 Pa (class 4)	600 Pa (class 4)
 Wind load resistance		1200 Pa (class C3)	800 Pa (class C2)	1200 Pa (class C3)
 Water tightness		600 Pa (class 9A)	450 Pa (class 8A)	150 Pa (class 4A)
 Burglar resistance		RC 2	RC 2 + RC 3 + PAS 24	RC 2

Performance levels and properties depend on size, profile combinations, hardware and infill choices.



PIVOT DOOR XL









PANEL DOOR



PASSIVE DOOR

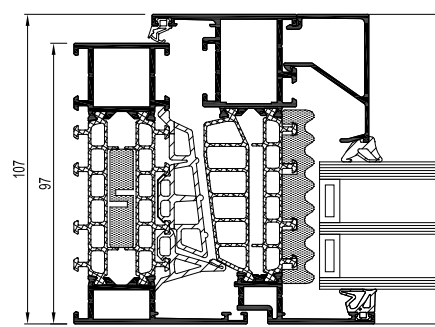


PROPERTIES					
Min. visible width inward opening door	Frame	-	42.5 mm	42.5 mm	
	Vent	40 mm	-	-	
Overall system depth window	Frame	77 mm	77 mm	77 mm	
	Vent	77 mm	77 mm	77 mm	
Max vent height		4000 mm	3000 mm	3000 mm	
Max vent weight		500 kg	250 kg	250 kg	
Rebate height		27 mm	-	-	
Glass thickness	Vent	up to 62 mm	up to 65 mm	-	

PERFORMANCE					
	Thermal insulation	Uf down to 1.5 W/m²K	Uf down to 1.4 W/m²K	Uw down to 0.8 W/m²K	
	Acoustic performance (Rw (C; Ctr))	-	-	43 (-1;-4) dB	
	Air tightness	600 Pa (class 4)	600 Pa (class 4)	600 Pa (class 4)	
	Wind load resistance	1200 Pa (class C3)	800 Pa (class C2)	800 Pa (class C2)	
	Water tightness	150 Pa (class 4A)	300 Pa (class 7A)	450 Pa (class 8A)	
	Burglar resistance	-	RC 3	RC 3 + PAS 24	

# MasterLine 10

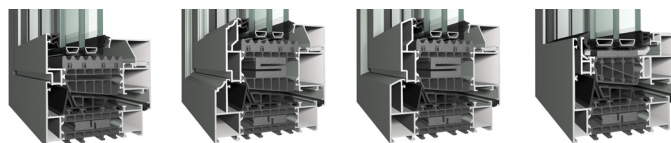

## Windows









### No compromise

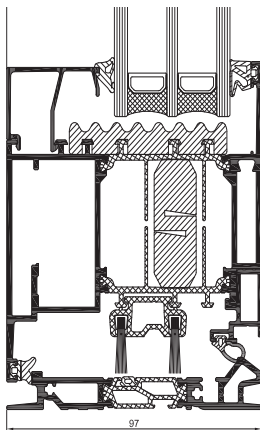
The MasterLine 10 variant provides a high-performance, sustainable upgrade to any project. Clean design and passive energy efficiency levels make these versatile aluminium windows a responsible choice that lasts a lifetime.

- Superior comfort with Passive House certified windows
- Optimised design for outstanding energy efficiency
- Clean look tailored to your needs



PROPERTIES		FUNCTIONAL	RENAISSANCE	DECO	HIDDEN VENT
Min. visible width inward opening window	Frame	60 mm	60 mm	60 mm	80 mm
	Vent	37 mm	37 mm	37 mm	-
Min. visible width inward opening window-door	Frame	60 mm	60 mm	60 mm	n/a
	Vent	67 mm	67 mm	67 mm	n/a
Overall system depth window	Frame	97 mm	107 mm	107 mm	97 mm
	Vent	107 mm	107 mm	107 mm	100 mm
Rebate height		27 mm	27 mm	27 mm	22.5 mm
Glass thickness	Frame	up to 78 mm	up to 78 mm	up to 78 mm	78 mm
	Vent	up to 88 mm	up to 88 mm	up to 88 mm	77 mm
PERFORMANCE					
 Thermal insulation (Uf value)		Down to 0.74 W/m²K			Down to 0.94 W/m²K
 Acoustic performance (Rw (C; Ctr))		TuTi: 46 (-1; -4) dB DC: 44 (-2; -4) dB			47 (-1; -3) dB
 Air tightness		Up to 600 Pa (class 4)			Up to 600 Pa (class 4)
 Wind load resistance		Up to 1600 Pa (class C4)			Up to 2000Pa (class C5)
 Water tightness		Up to 900 Pa (class E900)			Up to 900 Pa (class E900)
 Burglar resistance		RC 2 + RC 3			RC 2

Performance levels and properties depend on size, profile combinations, hardware and infill choices.




# MasterLine 10

## Doors

### No compromise

Based on years of research and expertise, MasterLine 10 is one of the safest and most durable door variants within our range. The sturdy aluminium solution can even reach Passive House energy levels, which makes it perfect for sustainable renovation projects or new-builds.







- Superior comfort with Passive House certified doors
- Ergonomic design for durable, life-long quality
- Clean look tailored to your needs



### PROPERTIES

		BALCONY DOOR	TERRACE DOOR	FLUSH DOOR
Min. visible width inward opening door	Frame	60 mm	60 mm	83.5 mm
	Vent	37 mm	67 mm	71.5 mm
Overall system depth window	Frame	97 mm	97 mm	97 mm
	Vent	107 mm	107 mm	97 mm
Rebate height		27 mm	27 mm	27 mm
Glass thickness	Frame	up to 78 mm	up to 78 mm	up to 78 mm
	Vent	up to 88 mm	up to 88 mm	up to 78 mm

### PERFORMANCE

	Thermal insulation (Uf value)	Down to 0.85 W/m²K	Down to 0.85 W/m²K	Down to 0.99 W/m²K
	Acoustic performance (Rw (C; Ctr))	-	-	40 (-1; -3) dB
	Air tightness	Up to 600 Pa (class 4)	Up to 600 Pa (class 4)	Up to 600 Pa (class 4)
	Wind load resistance	Up to 1200 Pa (class C3)	Up to 1200 Pa (class C3)	Up to 1200 Pa (class C3)
	Water tightness	Up to 600 Pa (class 9A)	Up to 600 Pa (class 9A)	Up to 600 Pa (class 9A)
	Burglar resistance	RC 2	RC 2	RC 2

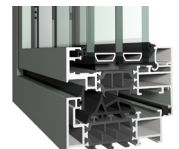




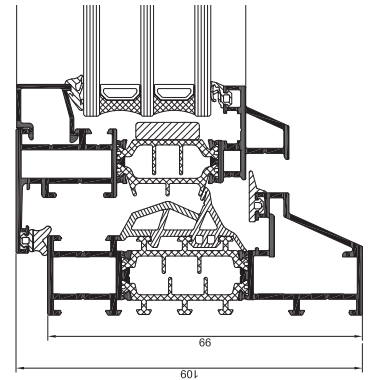
# SlimLine 38

## Windows







### Light, elegance and comfort

Its slender steel-look design makes the SlimLine 38 high-insulation system the perfect fit for any contemporary project. The durable aluminium windows have been perfected over the years and offer unlimited design freedom thanks to their multiple minimalistic variants.

- Slim steel-look design in a variety of styles
- Futureproof and durable window solution
- Crisp high-quality finishing in every detail



PROPERTIES		CLASSIC	CUBIC	FERRO	FUNCTIONAL
Min. visible width inward opening window	Frame	33.5 mm	38.5 mm	38.5 mm	38.5 mm
	Vent	23 mm	22 mm	21 mm	23 mm
Min. visible width inward opening window-door	Frame	38 mm	n/a	38 mm	38 mm
	Vent	52 mm	n/a	52 mm	52 mm
Overall system depth window	Frame	99 mm	76 mm	76 mm	76 mm
	Vent	76 mm	76 mm	76 mm	86 mm
Rebate height		13.5 mm	13.5 mm	13.5 mm	13.5 mm
Glass thickness		up to 55 mm	up to 55 mm	up to 55 mm	up to 65 mm

PERFORMANCE	
 Thermal insulation (Uf)	Down to 1.9 W/m²K. (Uw of less than 1.4 W/m²K for a standard window section)
 Acoustic performance (Rw (C; Ctr))	45 (-1; -5) dB
 Air tightness	Up to 600 Pa (class 4)
 Wind load resistance	Up to 1600 Pa (class C4)
 Water tightness	Up to 600 Pa (class 9A)
 Burglar resistance	RC 2 + RC 3 + PAS 24

Performance levels and properties depend on size, profile combinations, hardware and infill choices.



Reynaers  
Aluminium



Amadeiro, 's Hertogenbosch, The Netherlands  
Architect: Bedaux de Brouwer Architecten,  
Hilberinkbosch Architecten, Voss Architecture  
ConceptSystem 77, SlimLine 38



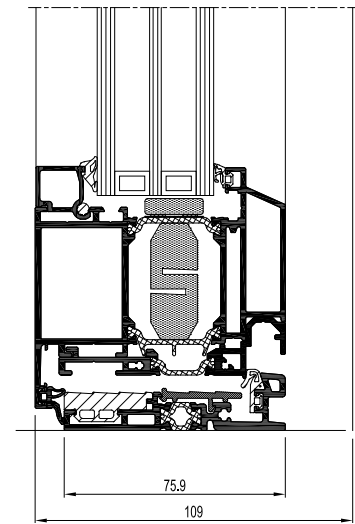
# SlimLine 38







## Doors

### Light, elegance and comfort

Perfect for both minimalistic new-builds and renovation projects, SlimLine 38s timeless steel-look design blends perfectly with any architectural style. The slender aluminium door solution comes in multiple design variants and offers refined quality in every detail.

- Slim steel-look design in a variety of styles
- Futureproof and durable door solution
- Crisp high-quality finishing in every detail





PROPERTIES		BALCONY DOOR	TERRACE DOOR
Min. visible width inward opening door	Frame	38 mm	38 mm
	Vent	21 mm	51 mm
Overall system depth window	Frame	76 / 99 mm	76 / 99 mm
	Vent	86 mm	86 mm
Rebate height		13.5 mm	13.5 mm
Glass thickness		up to 55 mm	up to 55 mm
Available styles		Functional - Classic - Ferro	Functional - Classic - Ferro
PERFORMANCE			
 Thermal insulation (Uf)		Down to 1.6 W/m²K	Down to 1.6 W/m²K
 Acoustic performance (Rw (C; Ctr))		38 (-1;-4) dB	38 (-1;-4) dB
 Air tightness		Up to 600 Pa (class 4)	Up to 600 Pa (class 4)
 Wind load resistance		1200 Pa (class C3)	1200 Pa (class C3)
 Water tightness		Up to 600 Pa (class 9A)	Up to 600 Pa (class 9A)
 Burglar resistance		RC 2	RC 2

Performance levels and properties depend on size, profile combinations, hardware and infill choices.



Fluisterbos, Ostend, Belgium  
Architect: Dirk Reynaert  
Photo: Debbie De Brauer



## PROPERTIES

Min. visible width inward opening door	Frame	ENTRANCE DOOR	ULTRASLIM DOOR
	Vent	38 mm	38.5 mm
Overall system depth window	Frame	51 mm	23 mm
	Vent	76 / 99 mm	76 / 99 mm
Rebate height		86 mm	86 mm
Glass thickness		13.5 mm	13.5 mm
Available styles		up to 55 mm	up to 55 mm
		Functional - Classic - Ferro	Classic - Ferro

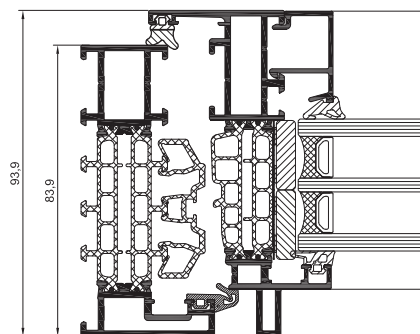
## PERFORMANCE

Thermal insulation (Uf)	Down to 1.6 W/m²K	Down to 1.9 W/m²K
Acoustic performance (Rw (C; Ctr))	38 (-1; -4) dB	-
Air tightness	Up to 600 Pa (class 4)	Up to 600 Pa (class 9A)
Wind load resistance	1200 Pa (class C3)	1200 Pa (class C3)
Water tightness	Up to 150 Pa (class 4A)	Up to 600 Pa (class 9A)
Burglar resistance	RC 2 + PAS 24	RC 2

# NEW (Q2 2025)

## SlimLine 38-HI+

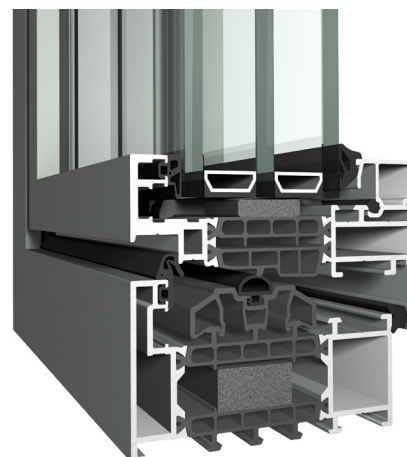
### Windows









#### Futureproof elegance and passive performance

SlimLine 38 High Insulation + is our brand-new series of inward and outward-opening windows. With a larger system depth than SlimLine 38, these windows offer optimal insulation levels even for passive buildings, but with the same elegant look and feel you know and love. Enjoy futureproof design that lasts a lifetime.

- Slim steel-look design in a variety of styles
- Futureproof performance and aesthetics
- Offers the lowest embodied carbon footprint of all our window solutions thanks to recycled thermal break



PROPERTIES		CLASSIC	FERRO	CUBIC	FUNCTIONAL
Min. visible width inward opening window	Frame	38 mm	38 mm	38 mm	38 mm
	Vent	23 mm	21 mm	22 mm	23 mm
Overall system depth window	Frame	107 mm	84 mm	84 mm	94 mm
	Vent	84 mm	84 mm	84 mm	84 mm
Rebate height		13.5 mm	13.5 mm	13.5 mm	13.5 mm
Glass thickness		Up to 63 mm	Up to 63 mm	Up to 63 mm	Up to 73 mm

PERFORMANCE		
	Thermal insulation	Uf down to 1.4 W/m²K Uw down to 0.8 W/m²K
	Acoustic performance (Rw (C; Ctr)) <sup>(1)</sup>	-
	Air tightness	Up to 600 Pa (class 4)
	Wind load resistance	Up to 1600 Pa (class C4)
	Water tightness	Up to 900 Pa (E900)
	Burglar resistance	RC 2 + PAS 24

Performance levels and properties depend on size, profile combinations, hardware and infill choices.

(1) Test procedures ongoing (2025).



Reynaers  
Aluminium

## The SlimLine family

The SlimLine heritage series is known for its iconic steel look, elegant aesthetics, and high-quality finishing. However, each family member has its own unique advantages that make it the ideal match for your specific project.

**SlimLine 38 windows and doors:** the original, elegant aesthetics and standard performance.

**SlimLine 38-HI+ windows:** futureproof design for passive building requirements.

**SlimLine 68 windows:** trusted outward-opening solution for all kinds of (renovation) projects.

Whatever your building needs may be, you can do it, with SlimLine windows and doors.

*Little C, Rotterdam, The Netherlands  
Architect: GULD, INBO  
SlimLine 38, ConceptSystem 77*


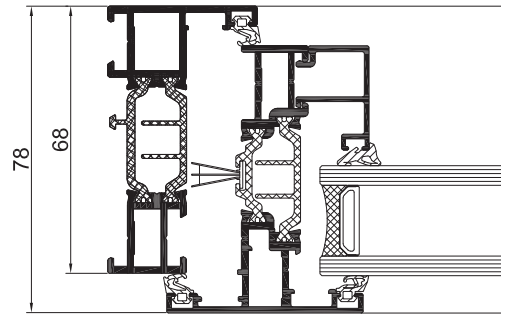
# SlimLine 68







## Windows

### Excellence in comfort

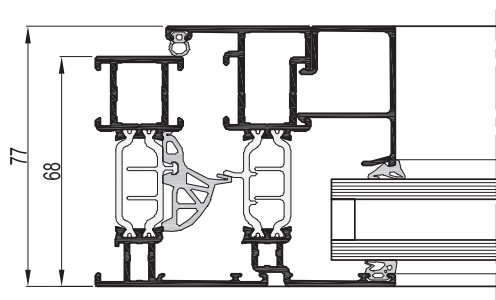
SlimLine 68 outward-opening windows are known for their ultra-slim yet steady aluminium profiles. The well-balanced solution is perfect for renovation, retaining the original daylight, but increasing weather resistance and insulation.

- Ultra slim sightlines in outward opening
- High level of comfort with excellent acoustic, thermal and weather sealing performance
- Safe and secure with SBD and PAS 24 rating




PROPERTIES			FUNCTIONAL	CLASSIC	FERRO
Min. visible width outward opening window	Frame		11 mm	11 mm	11 mm
	Vent		50 mm	50 mm	50 mm
Min. visible width T-profile			50 mm	50 mm	50 mm
Overall system depth window	Frame		68 mm	68 mm	68 mm
	Vent		68 mm	68 mm	68 mm
Rebate height			14 / 18 mm	14 / 18 mm	14 / 18 mm
Glass thickness			up to 43 mm	up to 32 mm	up to 32 mm
Thermal insulation			omega-shaped fibreglass reinforced polyamide strips (32 mm)		
PERFORMANCE					
	Thermal insulation (Uf)		Down to 2.4 W/m²K (Uw ≥ than 1.4 W/m²K for a standard window section)		
	Acoustic performance (Rw (C; Ctr))		47 (-2; -7) dB		
	Air tightness		Up to 600 Pa (class 4)		
	Wind load resistance		Up to 2000 Pa (class C5)		
	Water tightness		Up to 1200 Pa (class E1200)		
	Burglar resistance		PAS 24		

Performance levels and properties depend on size, profile combinations, hardware and infill choices.



# ConceptSystem 77

## Windows & Doors









### Optimised safety and comfort

ConceptSystem 77 is a versatile window system that complements almost any building project thanks to its many design options. Compatible with different burglar resistance levels, the aluminium windows offers both a safe and stylish solution.

- Broad design and functional possibilities
- Available in extreme safety variants including bulletproof
- Well balanced price-quality-feature mix

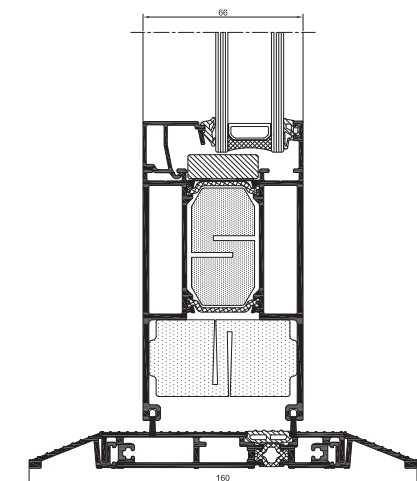


PROPERTIES		FUNCTIONAL	HIDDEN VENT
Min. visible width inward opening window	Frame	51 mm	76 mm
	Vent	33 mm	not visible
Min. visible width inward opening flush door	Frame	68 mm	-
	Vent	76 mm	-
Overall system depth window	Frame	68 mm	68 mm
	Vent	77 mm	72.5 mm
Rebate height		25 mm	18.5 mm
Glass thickness		up to 53 mm	up to 48 mm

PERFORMANCE	
 Thermal insulation (Uf)	Down to 1.8 W/m²K
 Acoustic performance (Rw (C; Ctr))	42 (-2; -4) dB
 Air tightness	Up to 600 Pa (class 4)
 Wind load resistance	Up to 2000 Pa (class C5)
 Water tightness	Up to 900 Pa (class E900)
 Burglar resistance	RC 3 + PAS 24



National Memorial Arboretum, Burton upon Trent, UK  
Architect: Glenn Howells Architects  
Photo: Rob Parrish



## NEW Vision 7 Doors

### Ergonomic and high-intensity solution






Vision 7 is the third generation in the Vision range of commercial doors with anti-finger trap protection. These high-usage swing doors are suitable for a wide range of ground floor applications, including schools and leisure facilities, hospitals, shops and offices.

- Thermally efficient robust swing doors
- Slim bulb style of only 78 mm
- (Cost-)efficient production and installation process

#### PROPERTIES

		SWING DOOR
Min. visible width inward opening door	Frame	81 mm
	Vent	76 mm
Overall system depth	Frame	100 mm
	Vent	68 mm
Rebate height		22 mm
Glass thickness	Vent	up to 50 mm

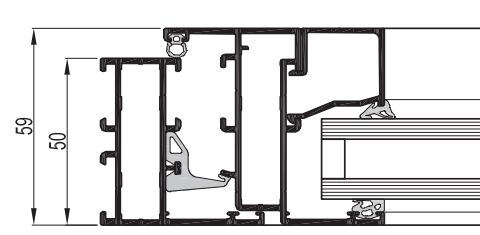
#### PERFORMANCE

 Thermal insulation	Uf down to 1.7 W/m <sup>2</sup> K Ud down to 1.1 W/m <sup>2</sup> K
 Air tightness	Up to 300 Pa (class 2)
 Wind load resistance	Up to 800 Pa (class C2)
 Water tightness	Tested up to 50 Pa (class 2A)
 Burglar resistance	PAS 24

Performance levels and properties depend on size, profile combinations, hardware and infill choices.

# ConceptSystem 59Pa

## Windows & Doors







### Ideal for warm climates

ConceptSystem 59 Parallel (Pa) offers a wide range of aluminium profiles specifically designed to deliver quality windows at a competitive price. The non-insulated yet sturdy solution is developed for warmer climates and matches any building's style.

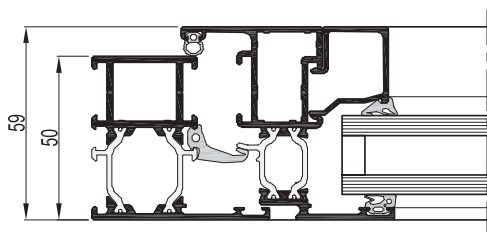
- Non-insulated stability, suitable for hot climates
- Well balanced price-quality-feature mix
- Reduced visible width for fixed and opening windows



PROPERTIES		PARALLEL
Min. visible width inward opening window	Frame	49 mm
	Vent	31 mm
Min. visible width inward opening flush door	Frame	61.5 mm
	Vent	72.5 mm
Overall system depth window	Frame	50 mm
	Vent	59 mm
Rebate height		25 mm
Glass thickness		up to 35 mm

PERFORMANCE		
	Acoustic performance (Rw (C; Ctr))	44 (-2; -4) dB
	Air tightness	Up to 600 Pa (class 4)
	Wind load resistance	Up to 2000 Pa (class C5)
	Water tightness	Up to 750 Pa (class E750)

Performance levels and properties depend on size, profile combinations, hardware and infill choices.




# EcoSystem 50

## Windows & Doors

### Simply smart

EcoSystem 50 is a quality system for windows and doors that combines aesthetic design and energy efficiency. Thanks to the optional, cleverly hidden hinges and a minimal built-in depth, this aluminium solution sports a minimalistic look.







- Well-balanced price-quality-feature mix
- Minimal build-in depth for insulated system
- Reduces visible height for fixed window and opening windows



### PROPERTIES

		FUNCTIONAL
Min. visible width inward opening window	Frame	48 mm
	Vent	30 mm
Min. visible width inward opening flush door	Frame	67 mm
	Vent	74 mm
Overall system depth window	Frame	50 mm
	Vent	59 mm
Max vent height		2200 mm
Rebate height		22 mm
Glass thickness		up to 32 mm

### PERFORMANCE

 Thermal insulation (Uf)	Down to 2.3 W/m²K
 Acoustic performance (Rw (C; Ctr))	39 (-1; -3) dB
 Air tightness	Up to 600 Pa (class 4)
 Wind load resistance	Up to 1600 Pa (class 4)
 Water tightness	Up to 600 Pa (class 9A)
 Burglar resistance	RC 2



Private Villa - Lake Garda, Italy  
 Architect: Francesco Giustacchini  
 Photo: Piero Annoni




HiFinity



SlimPatio 68



MasterPatio




ConceptPatio 155



ConceptPatio 130

# Sliding & Folding




ConceptPatio 68



ConceptPatio 45Pa



ConceptFolding 77



ConceptFolding 68

# Design & Performance

## Sliding & Folding

DESIGN VARIANTS	HiFinity	MasterPatio	SlimPatio	ConceptPatio				ConceptFolding	
			68	155	130	68	45Pa	77	68
Functional									
Slimline									
Single rail									
Multirail									
Motorised									
Zero threshold									
Low threshold									
Pocket									
Open corner									
Glass corner									
SAFETY VARIANTS									
Burglar resistance									
OVERALL SYSTEM DEPTH (STANDARD)									
Frame	148/180 mm	180 mm	120 mm	155 mm	130 mm	68 mm	50 mm	77 mm	68 mm
Vent	44/60 mm	77 mm	64/72 mm	68 mm	59 mm	41/49 mm	29 mm	77 mm	68 mm
SUSTAINABILITY									
Passive House Institute Certified component	Level	Level							
Cradle to Cradle Certified	Bronze	Bronze							
Recycled thermal break									
EPD available									
ENERGY PERFORMANCE									
Insulation ( $U_w \geq \dots$ ) <sup>(1)</sup>	0.8 W/m <sup>2</sup> K	0.8 W/m <sup>2</sup> K	1.4 W/m <sup>2</sup> K	1.0 W/m <sup>2</sup> K	1.4 W/m <sup>2</sup> K	1.4 W/m <sup>2</sup> K	-	1.5 W/m <sup>2</sup> K	1.4 W/m <sup>2</sup> K
Air tightness	4 (600 Pa)	4 (600 Pa)	4 (600 Pa)	4 (600 Pa)	4 (600 Pa)	4 (600 Pa)	4 (600 Pa)	4 (600 Pa)	4 (600 Pa)
Water tightness	E750 (750 Pa)	E1200 (1200 Pa)	8A (450 Pa)	E900 (900 Pa)	E750 (750 Pa)	7B (300 Pa)	7B (300 Pa)	9A (600 Pa)	9A (600 Pa)
Wind load resistance	5 (2000 Pa)	5 (2000 Pa)	4 (1600 Pa)	4 (1600 Pa)	5 (2000 Pa)	4 (1600 Pa)	4 (1600 Pa)	3 (1200 Pa)	2 (800 Pa)

Performance levels and properties depend on size, profile combinations, hardware and infill choices.




















































































































(1) Depending on frame/vent combination - HI variant -  $U_g$  value double glazing = 1.0 W/m<sup>2</sup>K and spacer 0.036 W/m<sup>2</sup>K  
 $U_g$  value triple glazing = 0.6 W/m<sup>2</sup>K and spacer 0.031 W/m<sup>2</sup>K

available

expected Q1 2025

# Opening Types

## Sliding & Folding

OPENING TYPES	HiFinity	MasterPatio	SlimPatio		ConceptPatio			ConceptFolding	
			68	155	130	68	45Pa	77	68
SLIDE									
									
									
									
									
									
									
									
									
									
									
LIFT-SLIDE									
									
									
									
									
									
									
									
									
									
									
									
FOLDING									
									

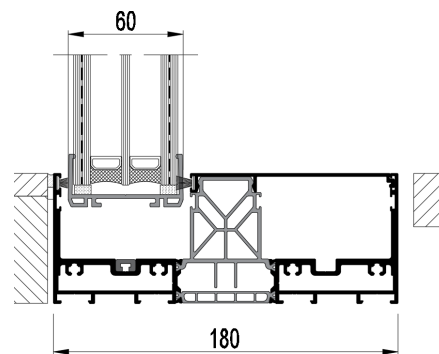
# HiFinity







## Sliding System

### The infinite view

HiFinity's elegant design creates seemingly endless transparent surfaces with a minimalist look. The high-end aluminium sliding system combines an infinite view with impressive performance levels. Optional triple glazing and multiple insulation levels make HiFinity the perfect choice for any low-energy contemporary project.

- Premium quality sliding solution
- Eye-catching minimalistic design
- Suitable for passive building projects




PROPERTIES		STANDARD	HIGH INSULATION
Height	Built-in frame	68 / 100 mm (0 mm visible)	
Visible width / height	Vent	8 mm	10 mm
	Meeting section	35 mm (adjustable)	35 mm (adjustable)
	Meeting section 4 doors	67 mm (adjustable)	69 mm (adjustable)
Overall system depth	Frame	2-rail: 148 mm 3-rail: 234 mm	2-rail: 180 mm 3-rail: 282 mm
	Vent	44 mm	60 mm
Maximal element height		4000 mm	
Maximal vent weight		300 kg manual / 750 kg motorised / 1200 kg fixed	
Glass thickness		36 - 38 mm	52 - 54 mm
Glazing method		Structurally glued to composite vent profiles (sliding vents) Dry glazing with EPDM (fixed glass)	
PERFORMANCE			
 Thermal insulation (Uw)		Down to Uw 0.8 W/m²K	
 Acoustic performance (Rw (C; Ctr))		46 (-1; -3) dB	
 Air tightness		Up to 600 Pa (class 4)	
 Wind load resistance		Up to 2000 Pa (class 5)	
 Water tightness		Up to 750 Pa (class E750)	
 Burglar resistance		RC 2 / PAS 24	

Performance levels and properties depend on size, profile combinations, hardware and infill choices.



Duplex Seven Hearts, Lisbon, Portugal  
 Architect: Metric Hands System  
 Photography: Tiago Silva



## NEW (Q1 2025) HiFinity Magnetic Slider

Introducing the **HiFinity Magnetic Slider** - a revolutionary sliding door system featuring magnetic levitation. Powerful magnets glide above a precision steel rail, helping you effortlessly move vents of up to 600 kg - twice the capacity of traditional wheels for manual operation.

Designed for **triple-glass** configurations with a 180 mm standard threshold, it reduces operating forces by **30-50%** while providing a **maintenance-free, durable, and futureproof solution**. This new hardware is easy to retrofit, simply replacing the rail and wheels, making it ideal for existing HiFinity triple glass configurations.

Experience the perfect blend of cutting-edge technology, sophistication, and comfort.

# MasterPatio

## Lift-Slide, Sliding & Vertical Sliding Systems


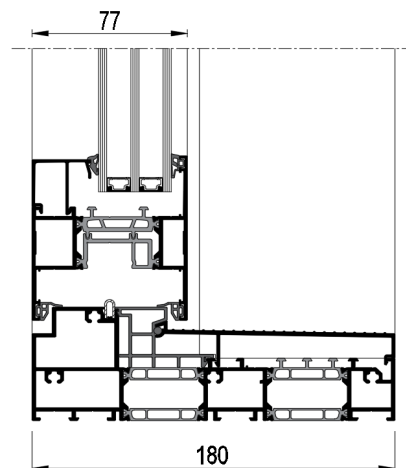
### Clean aesthetics and futureproof design







MasterPatio is the lift-slide, slide and motorised vertical sliding system of choice for all our partners and customers. Superior insulation and recycled components make this high-performing aluminium solution an ideal sustainable upgrade for any building project.

- The next generation of high-performing sliding systems
- Clean, consistent and contemporary look for a complete floor-to-ceiling façade solution
- Easy to operate and safe system



reddot winner 2021

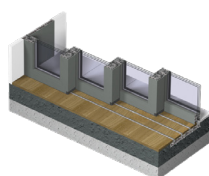


PROPERTIES		LIFT-SLIDE	SLIDE (NEW: Q1 2025)	VERTICAL SLIDER (NEW: Q1 2025)
Visible width / height	Frame	0 / 20 / 60 mm	20 / 60 mm	62 mm
	Vent	77 / 87 mm	77 / 87 mm	77 / 87 mm
	Meeting	50 / 87 mm	50 / 87 mm	50 / 87 mm
	T-profile	50 / 87 mm	50 / 87 mm	50 / 87 mm
Overall system depth	Frame	180 / 283 mm	180 / 283 mm	190 mm
	Vent	77 mm	77 mm	77 mm
Max vent weight		500 kg manual 400 kg motorised 1200 kg fixed	600 kg manual 600 kg motorised 1200 kg fixed	200 kg motorised 1200 kg fixed
Max vent height		3600 mm	3600 mm	1500 mm
Rebate height		16 / 27 mm	16 / 27 mm	16 / 27 mm
Max glass thickness		Up to 62 mm	Up to 62 mm	Up to 62 mm
PERFORMANCE				
	Thermal insulation (Uw)	Down to 0.75 W/m²K	Down to 0.75 W/m²K	Down to 0.8 W/m²K
	Acoustic performance (Rw (C; Ctr))	44 (-1; -4) dB	43 (-1; -4) dB	43 (-1; -3) dB
	Air tightness	Up to 600 Pa (class 4)	Up to 600 Pa (class 4)	Up to 600 Pa (class 4)
	Wind load resistance	Up to 2000 Pa (class 5)	Up to 2000 Pa (class 5)	Up to 2000 Pa (class 5)
	Water tightness	Up to 1200 Pa (class E1200)	Up to 600 Pa (class 9A)	Up to 750 Pa (class E750)
	Burglar resistance	RC 2 / PAS 24	RC 2	-


Performance levels and properties depend on size, profile combinations, hardware and infill choices.



Penthouse Linkeroever, Antwerp, Belgium  
Fabricator: Boven Yvo  
MasterLine, MasterPatio



MULTIRAIL +  
ZERO-THRESHOLD <sup>(1)</sup>









OPEN CORNER <sup>(1)</sup>



LOW-THRESHOLD <sup>(1)</sup>

PROPERTIES				
Visible width / height	Frame	0 mm	60 mm	20 mm
	Vent		87 mm	
	Meeting		50 / 87 mm	
	T-profile		50 / 87 mm	
Overall system depth	Frame	180 - 798 mm	180 mm	180 mm
	Vent		77 mm	
Max vent weight		500 kg manual / 400 kg motorised / 1200 kg fixed		
Max vent height		3600 mm		
Rebate height		27 mm		
Max glass thickness		Up to 62 mm		

PERFORMANCE				
	Thermal insulation (Uw)	Down to 0.8 W/m <sup>2</sup> K		
	Acoustic performance (Rw (C; Ctr))	43 (-1; -4) dB	43 (-1; -4) dB	44 (-1; -4) dB
	Air tightness	Up to 600 Pa (class 4)		
	Wind load resistance	Up to 2000 Pa (class 5)		
	Water tightness	Up to 300 Pa (class 7A)	Up to 450 Pa (8A)	Up to 150 Pa (3A)
	Burglar resistance	-	-	RC 2

(1) Only available for MasterPatio Lift-Slide systems.



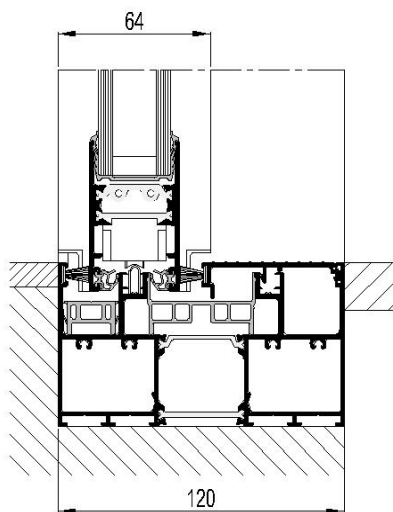
Private Home, Zandhoven, Belgium  
MasterLine, MasterPatio, Paralline  
Photo: Stijn Vermeire

## More than a sliding system

With the addition of the new slide and motorised vertical slider variants, MasterPatio has become our most futureproof system in our product range. The standard lift-slide variant allows you to move heavy vents of up to 500 kg, while the new slide variant is a great addition to any renovation project. The motorised vertical slider provides a unique opening type that opens up (high-rise) buildings at the push of a button. Choose award-winning performance and design, choose MasterPatio.



Palazzo Arba, Genoa, Italy  
Architect : Federico Nardelli - Maurizio Maggiali  
Photography: Piero Annoni



# SlimPatio 68

## Sliding System

### Panoramic view and comfort

SlimPatio 68 is our highly insulated, ultra-slim sliding system that takes comfort and style to the next level. Thanks to their minimalist design, the premium sliding windows ensure maximum daylight entrance and optimal panoramic views.







- Minimalist design, maximises daylight entrance
- Selection of opening types to complement any project
- Concealed frame best suited for new-builds



### PROPERTIES

		2-RAIL	3-RAIL
Visible width / height	Built-in Frame	68 mm (0mm visible)	68 mm (0mm visible)
	Horizontal Vent	34 mm	34 mm
	Vertical vent	34 mm	34 mm
	Meeting section	34 mm	34 mm
Overall system depth	Frame	120 mm	176 mm
	Vent	64/72 mm	64/72 mm
		3000 mm	
Maximal vent height		250 kg	
Maximal vent weight		18 mm	
Rebate height		from 24 mm to 36 mm	
Glass thickness		EPDM, according to the envelop-principle	
Glazing		32 mm and 36 mm fibreglass reinforced polyamide strips	
Thermal insulation			

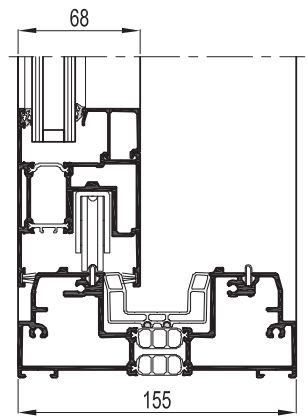
### PERFORMANCE

	Thermal insulation (Uw)	Down to 1.4 W/m <sup>2</sup> (Ug = 1.0 W/m <sup>2</sup> K, psi 0.036W/mK, 24mm glass)
	Acoustic performance (Rw (C; Ctr))	40 (-2; -4) dB
	Air tightness	Up to 600 Pa (class 4)
	Wind load resistance	Up to 1600 Pa (class 4)
	Water tightness	Up to 450 Pa (class 8A)
	Burglar resistance	RC 2 / PAS 24

Performance levels and properties depend on size, profile combinations, hardware and infill choices.

# ConceptPatio 155


## Lift-Slide & Sliding Systems









### Sophistication for quality and insulation

ConceptPatio 155 is a high-quality lift-slide and sliding system enables large glass areas with excellent insulating properties. Easy to integrate, the all-round aluminium sliding doors neatly combine with the ConceptSystem 77 products.

- Enables large elements in a variety of opening types
- Burglarproof and even hurricaneproof variants available
- Fixed glass panels up to 1500 kg



PROPERTIES		LIFT-SLIDE	SLIDE
Visible width / height	Frame	0 / 20 / 60 mm	60 mm
	Vent	102 mm	102 mm
	Meeting section	50 / 115 mm	50 / 115 mm
Overall system depth	Frame	155 mm	155 mm
	Vent	68 mm	68 mm
Maximal vent height		3500 mm	3000 mm
Maximal vent weight		400 kg	250 kg
Rebate height		25 mm	
Glass thickness		Up to 52 mm	

PERFORMANCE		
	Thermal insulation (U <sub>w</sub> )	Down to 1.0 W/m²K
	Acoustic performance (R <sub>w</sub> (C; C <sub>tr</sub> ))	42 (-1; -3) dB
	Air tightness	Up to 600 Pa (class 4)
	Wind load resistance	Up to 1600 Pa (class 4)
	Water tightness	Up to 900 Pa (class E900)
	Burglar resistance	RC 2 / PAS 24

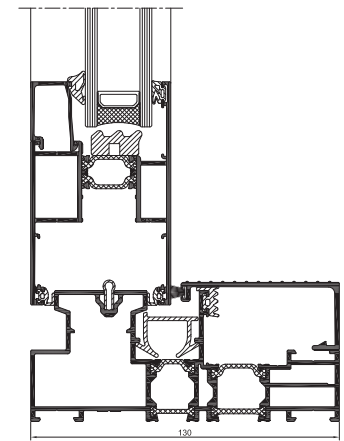
Performance levels and properties depend on size, profile combinations, hardware and infill choices.



Private House, Uznach, Zwitterland  
Architect: Daluz / González Architekten  
Photography: Peter Baracchi



Stone House, Rome, Italy  
Architect: Michela Ekström  
Photography: Architettura Urbana



# ConceptPatio 130

## Lift-Slide & Sliding Systems









### Aesthetic functionality

With ConceptPatio 130, you choose a versatile lift-slide and sliding system that can handle all your standard building needs. Its quality-for-money design and reliable performance makes it the perfect solution for renovation projects.

- Entry-level sliding solution for all your standard projects
- Quality for money guaranteed in renovation projects
- All-round and complete range of design options

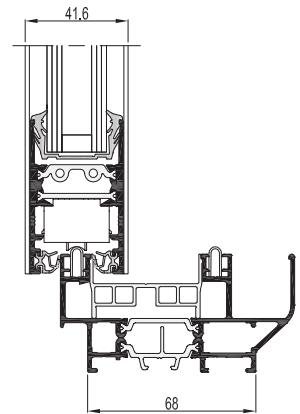
PROPERTIES		LIFT-SLIDE	SLIDE
Visible width / height	Frame	0 / 28 / 35 / 40 mm	50 mm
	Vent	98 mm	98 mm
	Meeting	50 / 69 / 98 mm	50 / 69 / 98 mm
	T-profile	76 - 115 mm	76 - 115 mm
Overall system depth	Frame	139 - 210 mm	110 - 139 mm
	Vent	59 mm	59 mm
Rebate height		25 mm	
Glass thickness		Up to 43 mm	
Max vent weight		300 kg	
Max vent height		2700 mm	

PERFORMANCE		
	Thermal insulation (Uw)	Down to 1.4 W/m²K
	Acoustic performance (Rw (C; Ctr))	39 (-1; -3) dB
	Air tightness	Up to 600 Pa (class 4)
	Wind load resistance	Up to 2000 Pa (class 5)
	Water tightness	Up to 750 Pa (class E750)
	Burglar resistance	RC 2 / PAS 24

Performance levels and properties depend on size, profile combinations, hardware and infill choices.

# ConceptPatio 68

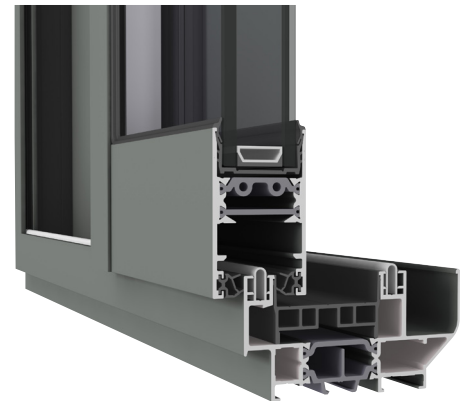
## Sliding System









### Elegance, comfort and security

The ConceptPatio 68 aluminium sliding system combines a unique style, great performances, and excellent security. Its slim sightlines ensure maximised daylight entrance, while open corner and pocket opening solutions offer uninterrupted views.

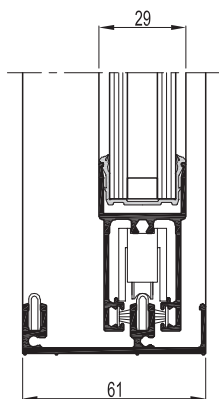
- Small sightlines for maximised daylight entrance
- Large variety of configurations, including open corner and pocket doors
- Ideal for renovation in moderate climates



PROPERTIES		MONORAIL	2-RAIL	3-RAIL
Visible width	Frame / Vent	109 mm	109 mm	109 mm
	Meeting section	34 mm	34 mm	34 mm
Overall system depth	Frame	85 mm	68 mm	124 mm
	Vent	41.6 mm	41.6 mm	41.6 mm
Maximal vent height			2800 mm	
Maximal vent weight			200 kg	
Rebate height			18 mm	
Glass thickness			28 - 36 mm	
Glazing method		with EPDM in accordance with the envelope principle		
Thermal insulation		32 mm and 36 mm fibreglass reinforced polyamide strips		


PERFORMANCE		
	Thermal insulation (Uw)	Down to 1.4 W/m²K
	Acoustic performance (Rw (C; Ctr))	38 (-2; -5) dB
	Air tightness	Up to 600 Pa (class 4)
	Wind load resistance	Up to 1600 Pa (class 4)
	Water tightness	Up to 300 Pa (class 7B)
	Burglar resistance	RC 2

Performance levels and properties depend on size, profile combinations, hardware and infill choices.



# ConceptPatio 45Pa

## Sliding System






### Less is more

ConceptPatio 45Pa is a noninsulated sliding system that has been designed to respond to new aesthetical demands. The system is available in functional design. The profile width is reduced to a minimum allowing a maximum of light into the building. CP 45Pa integrates the latest techniques, offering a very competitive solution.

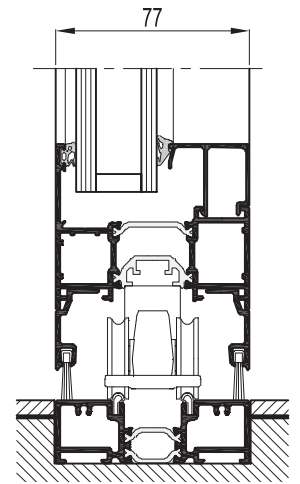
- Affordable high-quality non-insulated slider
- Available in multiple styles
- Ideal for renovation in warmer climates

PROPERTIES		MONORAIL	2-RAIL	3-RAIL	4-RAIL
Visible width / height	Frame	45 mm	17 / 45 mm	17 / 45 mm	17 / 45 mm
	Horizontal vent			56 mm	
	Vertical vent			54.5 / 67 mm	
	Meeting section			40 mm	
Overall system depth window	Frame	48 / 56 mm	50 / 61 mm	86 / 97 mm	122 / 133 mm
	Vent			29 mm	
Glass thickness				6 - 24 mm	

PERFORMANCE		
	Air tightness	Up to 600 Pa (class 4)
	Wind load resistance	Up to 1600 Pa (class 4)
	Water tightness	Up to 300 Pa (class 7B)

# ConceptFolding 77


## Folding System



### Invite nature into your building







ConceptFolding 77 provides exceptional element sizes for maximal transparency and stunning aesthetics. Nature and indoors come closer together as the aluminium folding door system connects up to eight vents to draw the exterior inside.

- High-quality folding doors
- Best in class element sizes
- From 2 to 8 vents, opening any way you want



PROPERTIES	FUNCTIONAL	SLIMLINE
Visible frame / threshold	0 / 18 / 42 / 57 / 82 mm	0 / 25 mm
Visible vent width	66 mm	55 mm
Visible vent - vent width	144 mm	122 mm
System depth	77 mm	77 mm
Max vent size	1200x3000 mm	1200x3000 mm
Max vent weight	120 kg	120 kg
Rebate height	25 mm	25 mm
Max glass thickness	63 mm	44 mm

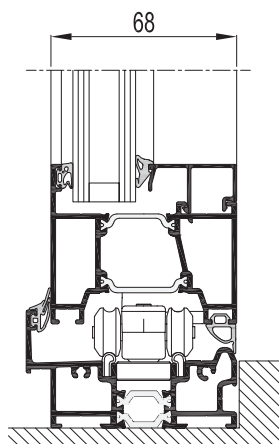
  

PERFORMANCE	
 Thermal insulation (Uw)	Down to 1.3 W/m²K
 Acoustic performance (Rw (C; Ctr))	45 (-1; -5) dB
 Air Tightness	Up to 600 Pa (class 4)
 Wind load resistance	Up to 1200 Pa (class 3)
 Water Tightness	Up to 600 Pa (class 9A)
 Burglar resistance	RC 2 / PAS 24

Performance levels and properties depend on size, profile combinations, hardware and infill choices.



Reynaers  
Aluminium



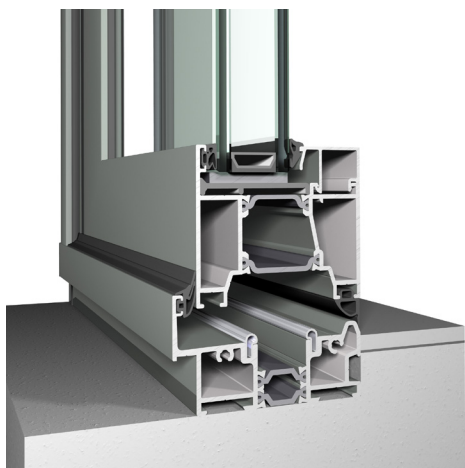
# ConceptFolding 68

## Folding System

### Endless enjoyment

The elegant ConceptFolding 68 folding doors offer maximum space efficiency and small sightlines. Combining up to eight vents, the aluminium system makes the border between interior and exterior disappear in an instant.

- Elegant folding doors with small sightlines
- Affordable but quality design
- From 2 to 8 vents, opening any way you want



### PROPERTIES

Visible frame / threshold

0 / 19 / 30 / 44 / 74 mm

Visible vent width

68 mm

Visible vent - vent width

131 / 153 mm

System depth

68 mm

Max vent size

1200x2500 mm <sup>(1)</sup>

Max vent weight

120 kg


Rebate height

14 mm

Max glass thickness

55 mm

### PERFORMANCE

 Thermal insulation (Uw)

Down to 1.2 W/m²K

 Acoustic performance (Rw (C; Ctr))


40 (-2; -4) dB

 Air Tightness

Up to 600 Pa (class 4)

 Wind load resistance

Up to 1200 Pa (class B3)

 Water Tightness

Up to 600 Pa (class 9A)

 Burglar resistance

RC 2 / PAS 24


(1) 3000 mm height testing is ongoing (Q1 2025).

### Looking for a specific safety solution?

Most of our façade solutions come with standard safety variants, including burglarproof, fireproof, and more. If you have more specific safety needs, we can create bespoke systems with the help of the Project Cell.

ConceptWall 50-Fireproof is one of our most trusted standard solutions. Discover it now in the dedicated Safety chapter, on page 88.

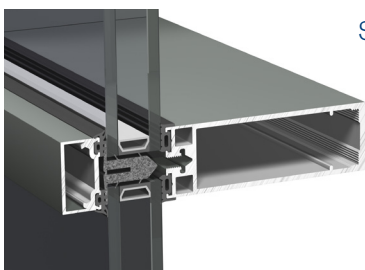
Roztyly Plaza - Prague, Czech Republic  
Architect: Aulík Fiser architekti, s.r.o.  
Photo: Jan Kroupa



ConceptWall 50



ConceptWall 60

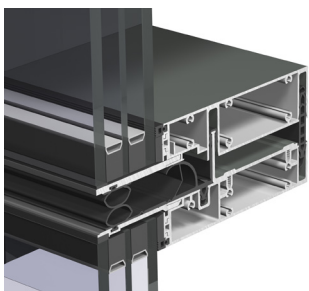


SlimWall 35




Reynaers  
Aluminium

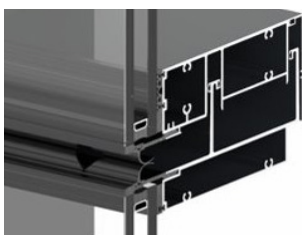
# Façades



ElementFaçade 7


























MasterWall



ElementFaçade 7-MF



# Properties & Performance

## Façades

FACADES		ConceptWall			SlimWall	ElementFaçade		MasterWall
		50	60	86(-EF)	35	7 <sup>(1)</sup>	7-MF	
SAFETY VARIANTS								
	Burglary proof							
	Fire proof							
	Explosion proof							
SUSTAINABILITY								
	Passive House Institute Certified component	Component certified	Component certified		Component certified			
	Cradle to Cradle	Bronze	Bronze	Bronze		Bronze		
	EPD available							
PERFORMANCE								
	Thermal insulation (Uf value ≥ ...)	0.56 W/m²K	0.56 W/m²K	1.9 W/m²K	0.71 W/m²K	1.3 W/m²K	U <sub>tj</sub> = 3.2 W/m²K	2.1 W/m²K
	Acoustic performance (R <sub>w</sub> (C; C <sub>tr</sub> ))	60 (-2;-6) dB	56 (-1;-5) dB	41 (-2;-6) dB	47 (-1;-4) dB	43 (-2;-4) dB	-	-
	Air tightness Class (value in Pa)	AE 1950 (1950 Pa)	AE 1950 (1950 Pa)	AE900 (900 Pa)	AE1200 (1200 Pa)	AE1200 (1200 Pa)	AE1200 (1200 Pa)	4 (600 Pa)
	Wind load resistance Class (value in Pa)	E2400 (2400 Pa)	E2400 (2400 Pa)	A5 (2000 Pa)	A5 (2000 Pa)	E2400 (2400 Pa)	E2400 (2400 Pa)	A5 (2000 Pa)
	Water tightness Class (value in Pa)	RE1950 (1950 Pa)	RE1950 (1950 Pa)	RE1200 (1200 Pa)	RE1200 (1200 Pa)	RE1200 (1200 Pa)	RE1200 (1200 Pa)	E900 (900 Pa)

























Performance levels and properties depend on size, profile combinations, hardware and infill choices.

(1) Values and properties of ElementFaçade 7-Glazing Bead (GB).

available   
expected 2025 

# Opening Types

## Façades

OPENING TYPES	ConceptWall			SlimWall	ElementFaçade		MasterWall
	50	60	86(-EF)	35	7	7-MF	
TOP HUNG WINDOW							
PARALLEL OPENING WINDOW							
ATTIC WINDOW							
HIDDEN VENT							
REYNAERS OPENING SYSTEMS							

130

### Your perfect façade solution on demand

While our standard curtain wall systems already have a lot of variants, opening types and options to choose from, sometimes your building requires a more specific solution. With the help of the Project Cell, we can upgrade our façade systems for you and offer (on-site) support to match your unique project needs. Skip ahead to page 130 and read more about our bespoke project services.

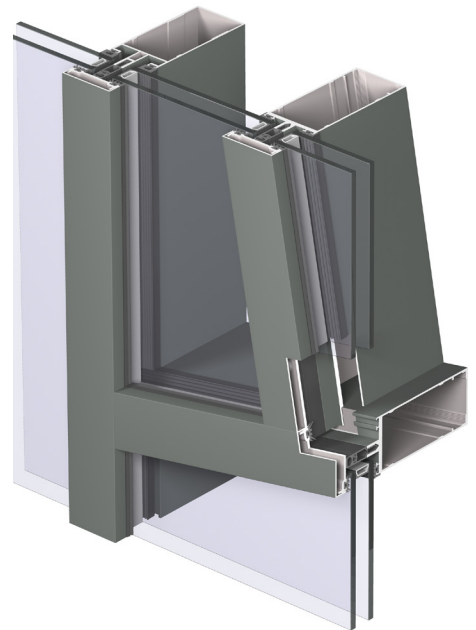

# ConceptWall 50

## Stick façades







### Unlimited creative freedom

ConceptWall 50 is a curtain wall façade and roof system that offers incredible building speed, unlimited design freedom and exceptional performance. The stick façade's highly insulated variants achieve energy efficiency up to Passive House levels.



- Excellent thermal and AWW performance
- Broad range of applications and styles
- High weights and large spans



### PERFORMANCE

	Thermal insulation (Uf)	Down to 0.56 W/m²K
	Acoustic performance (Rw (C; Ctr))	60 (-2; -6) dB
	Air tightness	Up to 1950 Pa (class AE1950)
	Wind load resistance	Up to 2400 Pa (class E2400)
	Water tightness	Up to 1950 Pa (class RE1950)
	Burglar resistance	RC 3

Performance levels and properties depend on size, profile combinations, hardware and infill choices.



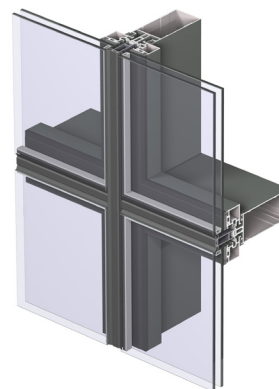
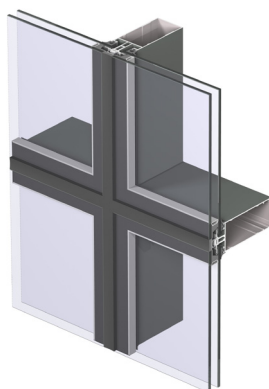
## PROPERTIES

### STANDARD

Inside visible width	50 mm
Outside visible width	50 mm
Glass thickness	6 - 60 mm

### HIGH INSULATION

Inside visible width	50 mm
Outside visible width	50 mm
Glass thickness	32 - 78 mm





## PROPERTIES

### STRUCTURAL CLAMPED

Inside visible width	50 mm
Outside visible width	joint: 20 mm
Glass thickness	27 - 63 mm

### STRUCTURAL GLAZED

Inside visible width	50 / 88 mm
Outside visible width	EPDM gasket (width 27 mm)
Glass thickness	24 - 36 mm



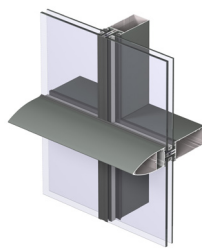
## PROPERTIES

### TRANSOM-TRANSOM

Inside visible width	50 mm
Outside visible width	50 mm
Glass thickness	8 - 64 mm

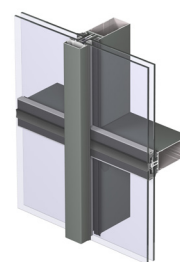
### SLIMLINE

Inside visible width	15 / 50 mm
Outside visible width	50 mm
Glass thickness	6 - 60 mm




HORIZONTAL LINING

PROPERTIES	
Inside visible width	50 mm
Outside visible width	vertical: 30 mm joint horizontal: 50 mm
Glass thickness	22 - 48 mm



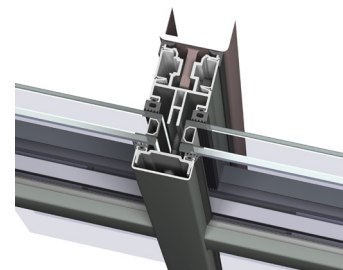
VERTICAL LINING

Inside visible width	50 mm
Outside visible width	vertical: 50 mm horizontal: 20 mm joint
Glass thickness	27 - 40 mm



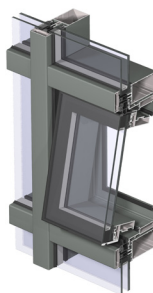
ROOF APPLICATION

PROPERTIES	
Inside visible width	50 mm
Outside visible width	50 mm
Glass thickness	6 - 60 mm




ALU ON STEEL

Inside visible width	50 mm
Outside visible width	50 mm
Glass thickness	6 - 60 mm







TOP HUNG & POW  
(OUTWARD OPENING)

PROPERTIES	
Inside visible width	15 / 108 mm (Fu & SG)
Outside visible width	0 mm (SG) / 105 mm
Glass thickness	24 - 62 mm



ATTIC WINDOW  
(OPTIONALLY WITH NSHEV)

Inside visible width	0 (SG) / 102 mm
Outside visible width	107 mm (FU & SG)
Glass thickness	24 - 62 mm

PERFORMANCE	
 Thermal insulation	Uf down to 1.5 W/m²K
 Air tightness	Up to 600 Pa (class 4)
 Wind load resistance	Up to 2000 Pa (class C5)
 Water tightness	Up to 1500 Pa (class E1500)

Uf down to 1.5 W/m²K	Uf down to 1.3 W/m²K
Up to 600 Pa (class 4)	Up to 600 Pa (class 4)
Up to 2000 Pa (class C5)	Up to 2150 Pa (class E2150)
Up to 1500 Pa (class E1500)	Up to 1200 Pa (class E1200)

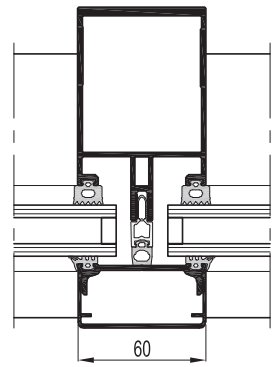
Performance levels and properties depend on size, profile combinations, hardware and infill choices.



Warsaw Unit, Warsaw - Architect: PBPA Projekt  
ConceptWall 50-HI, ConceptWall 86-HI

# ConceptWall 60


## Stick façades









### Solution for heavy glass panes

The ConceptWall 60 curtain wall system is ideal for higher wind load areas thanks to stronger aluminium profiles and larger glass rebates, compared to ConceptWall 50. Its functional design makes manufacturing and installation equally easy.

- Excellent thermal and AWW performance
- Freedom in both building shapes and profile design
- High weights and large spans




PERFORMANCE		
	Thermal insulation (Uf)	Down to 0.6 W/m²K
	Acoustic performance (Rw (C; Ctr))	56 (-1; -5) dB
	Air tightness	1950 Pa (class AE1950)
	Wind load resistance	Up to 2400 Pa (E2400)
	Water tightness	Up to 1950 Pa (class RE1950)
	Burglar resistance	RC 3

Performance levels and properties depend on size, profile combinations, hardware and infill choices.



## NEW ConceptWall 60 Hidden Vent

The Hidden Vent variant of our trusted ConceptWall 60 façade solution adds new possibilities to integrate elegant opening elements into your building envelope. The inward opening windows are fully harmonized with the ConceptWall design, offering a durable floor-to-ceiling solution with minimal profile widths. Moreover, when viewed from the outside, the opening vents are indistinguishable from the fixed elements, which gives for a neat continuous façade finish. Combined with a glass balustrade, the Hidden Vent brings exterior and interior closer together in multi-storey buildings, while the tilt mode helps to let in a breath of fresh air.



#### PROPERTIES

#### STANDARD

#### HIGH INSULATION

#### STRUCTURAL CLAMPED

Inside visible width

60 mm

60 mm

60 mm

Outside visible width

60 mm

60 mm




Silicon joint or EPDM gasket of 20 mm width

Glass thickness

6 - 60 mm

32 - 78 mm

27 - 63 mm



#### PROPERTIES

#### STRUCTURAL GLAZED

#### HORIZONTAL/VERTICAL LINING

#### ROOF APPLICATION

Inside visible width

60 / 88 mm

60 mm

60 mm

Outside visible width

EPDM gasket of 27 mm width

mix of 20 / 30 mm joint & 60 mm pressure plate

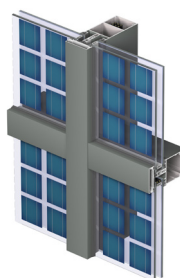

60 mm

Glass thickness

24 - 36 mm

22 - 48 mm

6 - 60 mm



#### PROPERTIES

#### HIDDEN VENT (INWARD OPENING)

#### SOLAR

Inside visible width

65 mm

60 mm

Outside visible width

60 mm

60 mm

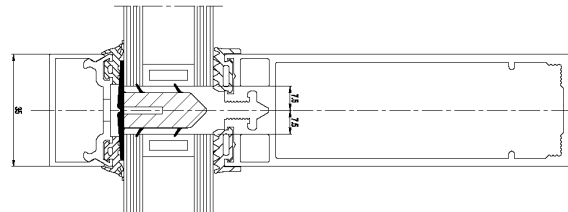
Glass thickness

Frame: 6 - 64 mm  
Vent: 24 - 57 mm

6 - 60 mm

# SlimWall 35

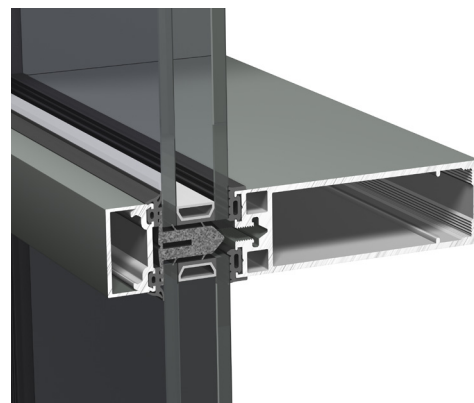
## Stick façades



### Beauty in simplicity

SlimWall 35 is a slender stick façade system that combines elegant aesthetics with Passive House certified performance up to two floors high. Create wide-open views that last a lifetime.

- Minimalistic design and creative freedom
- Embedded sustainability
- Safe and secure solution









#### PROPERTIES

#### MULLION TRANSOM

Inside visible width	35 mm
Outside visible width	35 mm
Glass thickness	24 - 57 mm
Glass weight	450 kg

#### PERFORMANCE

 Thermal insulation ( $U_{cw}$ ) <sup>(1)</sup>	Down to 0.8 W/m <sup>2</sup> K
 Acoustic performance ( $R_w$ (C; Ctr))	47 (-1; -4) dB
 Air tightness	1200 Pa (AE1200)
 Wind load resistance	2000 Pa (class A5)
 Water tightness	1200 Pa (RE1200)
 Burglar resistance	RC 2

(1)  $U_g$  0.7 W/m<sup>2</sup>K, warm edge spacer at 1.2x2.5m and 52mm glass.

Performance levels and properties depend on size, profile combinations, hardware and infill choices.




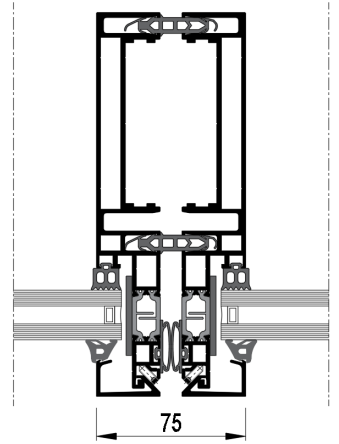
# ElementFaçade 7

## Unitised façades

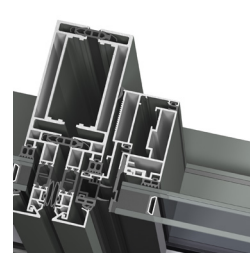

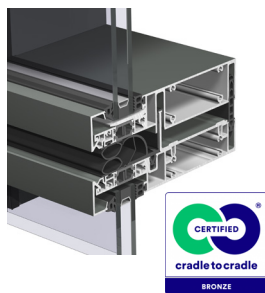
### The element that builds the future

ElementFaçade 7 meets all contemporary architectural needs by offering an aesthetic, fast-to-produce and easy-to-install façade solution. The off-the-shelf unitised aluminium system combines intelligent design and reliable performance.

- Intelligent and versatile design
- Exceptional, predictable and reliable performance
- Fast in calculation, offering, assembly and installation



Example of an industrial production line.  
All rights to Staticus UAB

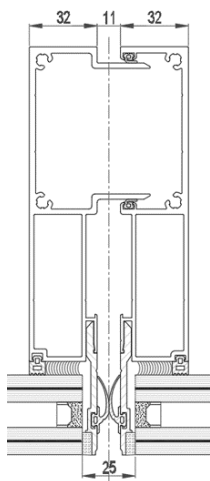


PROPERTIES	GLAZING BEAD / STANDARD	STRUCTURAL GLAZED	OPENING ELEMENTS
Max. dimensions W x H	2700 x 3700 mm	2700 x 3700 mm	2000 x 2500 mm
Interior visible width	75 mm	75 mm	58 mm
Exterior visible width	75 mm	11 mm joint between glass	58 mm (Fu) 20 mm joint (SG)
Glass thickness	26 - 63 mm	36 - 60 mm	23 - 62 mm
Glass weight	300 kg	300 kg	-
Element weight	-	-	180 kg
Types of vent	All Reynaers Aluminium systems, top hung window, POW window	All Reynaers Aluminium systems, top hung window, POW window	GB or SG
PERFORMANCE	GLAZING BEAD / STANDARD	STRUCTURAL GLAZED	OPENING ELEMENTS
Thermal insulation	U <sub>f</sub> down to 1.3 W/m <sup>2</sup> K	U <sub>ti</sub> down to 3.3 W/m <sup>2</sup> K	U <sub>f</sub> down to 1.5 W/m <sup>2</sup> K (GB) U <sub>ti</sub> down to 2.1 W/m <sup>2</sup> K (SG)
Acoustic performance (R <sub>w</sub> (C; C <sub>tr</sub> ))	43 (-2; -4) dB	42 (-2; -4) dB	41 (-2; -4) dB
Air tightness	1200 Pa (class AE1200)	1200 Pa (class AE1200)	600 Pa
Wind load resistance	2400 Pa	2400 Pa	2000 Pa
Water tightness	1200 Pa (class RE1200)	1200 Pa (class RE1200)	1500 Pa (class RE1500)

Performance levels and properties depend on size, profile combinations, hardware and infill choices.







# ElementFaçade 7-MF

## Unitised façades







### Even broader range of construction methods

The ElementFaçade 7 already offers several ways of constructing the elements and the building with straight cuts or mitre cuts, and glazing beads or structural glued panels, or a combination of all of them.

The Male Female variant (SG only) of the EF 7 expands this offer, enables even faster installation times than the standard EF 7. Thanks to its simplified fabrication process, minimal number of components and clean finishing, this system offers an efficient, high-performance and aesthetical solution for any high-rise building project.

- Structurally glued, male-female element façade system
- Simplified production process, reducing errors on site and installation times
- High performance at competitive pricing

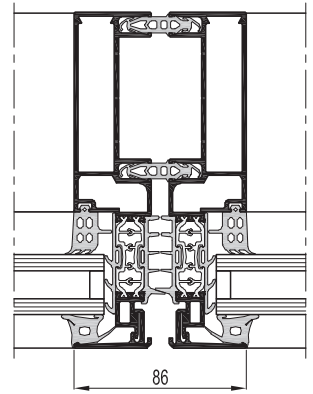
PROPERTIES	MALE - FEMALE
Max. dimensions W x H	2200 x 3700 mm
Interior visible width	75 mm
Exterior visible width	25 mm
Glass thickness	26 - 60 mm
Glass weight	300 kg
Life load	-20 mm to +20 mm
Types of opening elements	Inward opening Hidden Vent & Outward opening POW / Top Hung

PERFORMANCE	
 Thermal insulation (U <sub>tj</sub> )	Down to 3.2 W/m <sup>2</sup> K (triple glazing)
 Air tightness	1200 Pa (class AE1200)
 Wind load resistance	2400 Pa
 Water tightness	1200 Pa (class RE1200)

Performance levels and properties depend on size, profile combinations, hardware and infill choices.

# ConceptWall 86(-EF)



## Unitised façades









### High execution speed

ConceptWall 86 is the perfect curtain wall system for large building projects. The well-insulated aluminium profiles are both easy to produce and easy to install, which makes them an efficient high-performance unitised façade solution.

- Robust system with minimal joints between the elements
- Excellent thermal and AWW performance
- High insulative compared with comparable sections



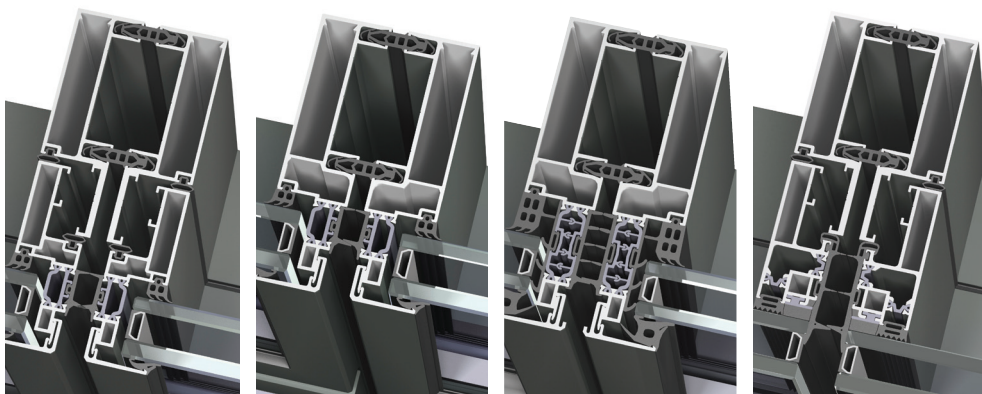
### PERFORMANCE

	Thermal insulation (Uf)	Down to 1.9 W/m <sup>2</sup> K
	Acoustic performance (Rw (C; Ctr))	Up to 41 (-2; -6) dB
	Air tightness	Up to 900 Pa (class AE900)
	Wind load resistance	Up to 2000 Pa
	Water tightness	Up to 1200 Pa (class RE1200)
	Burglar resistance	RC 2 upon request

Performance levels and properties depend on size, profile combinations, hardware and infill choices.



Reynaers  
Aluminium



#### PROPERTIES

##### GLAZING BEAD / STANDARD

Interior visible width	86 mm (38.5 – 9 – 38.5)
Exterior visible width	68 mm (26 – 16 – 26) or 86 mm (35 – 16 – 35)
Glass thickness	4 – 38 mm

##### FIXED (JUNIOR)

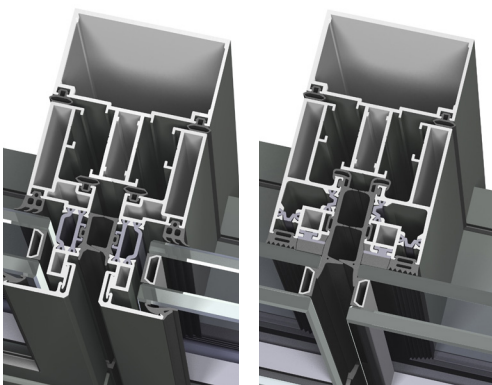
Interior visible width	86 mm (38.5 – 9 – 38.5)
Exterior visible width	86 mm (35 – 16 – 35)
Glass thickness	6 – 38 mm

##### HIGH INSULATION

Interior visible width	86 mm (38.5 – 9 – 38.5)
Exterior visible width	86 mm (38.5 – 9 – 38.5)
Glass thickness	30 – 50 mm

##### STRUCTURAL GLAZED

Interior visible width	86 mm (38.5 – 9 – 38.5)
Exterior visible width	22 mm joint between glass
Glass thickness	4 – 36 mm




#### PROPERTIES

##### SEMI GLAZING BEAD

Interior visible width	86 mm
Exterior visible width	68 mm (26 – 16 – 26) or 86 mm (35 – 16 – 35)
Glass thickness	4 – 38 mm

##### SEMI STRUCTURAL GLAZED

Interior visible width	86 mm
Exterior visible width	22 mm joint between glass
Glass thickness	4 – 36 mm





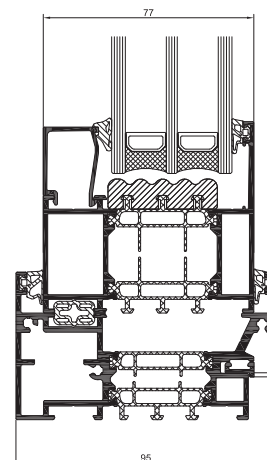
# MasterWall

## Window wall system






### Reaching for the sky

MasterWall is an aluminium façade solution that offers ultimate design freedom and performance to meet the needs of any mid to high-rise project. Both easy to assemble and to install, the high-end window wall system drastically cuts production time.

- Exceptional performance compared to other window walls
- Fast and efficient fabrication and installation
- Offers both functional and architectural design freedom



#### PERFORMANCE


	Thermal insulation (Uf)	Down to 2.1 W/m²K
	Air tightness	Up to 600 Pa (class 4)
	Wind load resistance	Up to 2000 Pa (class A5)
	Water tightness	Up to 900 Pa (class E900)
	Burglar resistance	RC 3

Performance levels and properties depend on size, profile combinations, hardware and infill choices.


## What is a window wall system?

At its core, a window wall is a hybrid façade solution that combines characteristics of both standard windows and unitised façade systems. While regular curtain wall systems are hooked onto the outside of the building, these pre-fabricated floor-to-ceiling solutions sit between floor slabs, as the frame is safely anchored at the top and bottom. Moreover, window walls can be both glazed and installed from inside the building, one floor at a time. This is a safe and efficient alternative for expensive cranes or scaffolds, which obstruct the area around the building.


**This means: ultimate production efficiency, increased flexibility when incorporating (opening) elements, and shorter lead times, even for the tallest skyscraper projects.**



ConceptSystem 77-FP



ConceptSystem 77-BP



MasterLine 8-FP




FlameLine

# Safety Systems



SAFETY SYSTEMS



ConceptWall 50-FP



Reynaers  
Aluminium

# Nothing left to chance

To provide safe working and living environments, Reynaers Aluminium offers various specific security solutions. Burglar resistance is key in almost any building, but we also offer fireproof, bulletproof and explosion-resistant systems for more severe safety situations. High-quality and trustworthy solutions, right when you need it most.

Reynaers Aluminium Safety Systems are designed for all kinds of specific safety requirements. Besides fulfilling basic building needs such as weather tightness and thermal insulation, these

innovative systems can be offered with many additional safety features, often combined in one solution. Whether you need fire protection, burglar and bullet-resistant features, or panic exit devices, our safety variants guarantee the most secure finish to your project.



## **Read more about our safety systems**

Want to get to know our full safety range in great detail? Discover the latest information on all our safety features and systems on our website, [www.reynaers.com](http://www.reynaers.com)



### **Burglarproof solutions**

Reynaers Aluminium offers various burglarproof safety levels, depending on the chosen element size and configuration, glass type, and local regulations. It is the most common safety feature across our entire product range, offering additional peace of mind for all building types.



### **Fireproof solutions**

Fire-resistant windows, doors and façades play a key role in keeping people and buildings safe. They stop fire from spreading for a certain amount of time, allowing you to evacuate safely from a building, and giving fire fighters sufficient time to do their job.



### **Bulletproof solutions**

We provide bullet-resistant products that comply with different safety levels, depending on the chosen hardware, glass type and configuration. These systems are often applied in high-risk buildings and/or areas, such as police stations, banks and airport facilities.


















### **Other safety solutions**









We have got the answer to all your safety needs. Our joinery systems can be enhanced with panic exit solutions, explosionproof or hurricaneproof technology, smoke & heat evacuation systems, ... All tested and certified with the help of our international network of testing partners.

# Performance

## Safety Systems

	FACADES	WINDOWS		
	ConceptWall 50	ConceptSystem 77		MasterLine 8
	FP	FP	BP	FP
SAFETY VARIANTS				
 Burglary proof				
 Fire proof				
 Bullet proof				
PERFORMANCE				
 Insulation smallest frame/ vent section (Uf value ≥ ...)	0.8 W/m²K	2.4 W/m²K	2.4 W/m²K	2.2 W/m²K
 Air tightness Class (value in Pa)	AE 1200 (1200 Pa)	4 (600 Pa)	4 (600 Pa)	4 (600 Pa)
 Wind load resistance Class (value in Pa)	E2400 (2400 Pa)	C4 (1600 Pa)	-	C3 (1200 Pa)
 Water tightness Class (value in Pa)	E1500 (1500 Pa)	E900 (900 Pa)	7A (300 Pa)	7A (300 Pa)

Performance levels and properties depend on size, profile combinations, hardware and infill choices. Always consult the available fire resistance classification reports or national approvals applicable in your country.

DOORS				
	ConceptSystem 77		MasterLine 8	FlameLine
	FP	BP	FP	FP
SAFETY VARIANTS				
 Burglary proof				
 Fire proof				
 Bullet proof				
PERFORMANCE				
 Insulation smallest frame/ vent section (Uf value $\geq$ ...)	3.6 W/m <sup>2</sup> K	2.8 W/m <sup>2</sup> K	2.4 W/m <sup>2</sup> K	2.0 W/m <sup>2</sup> K
 Air tightness Class (value in Pa)	4 (600 Pa)	4 (600 Pa)	4 (600 Pa)	3 (600 Pa)
 Wind load resistance Class (value in Pa)	C2 (800 Pa)	C5 (2000 Pa)	C3 (1200 Pa)	C4 (1600 Pa)
 Water tightness Class (value in Pa)	7A (300 Pa)	9A (600 Pa)	7A (300 Pa)	E900 (900 Pa)

available 


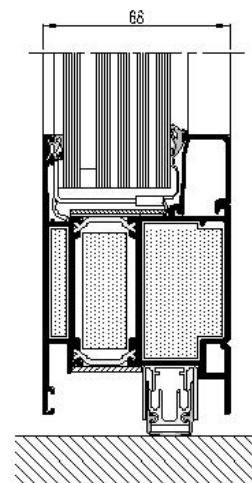
# ConceptSystem 77-FP

## Windows & Doors



The ConceptSystem 77-FP variant helps to provide fire safety in several classes and configurations to ensure an extended and safe escape route during a fire emergency. The range is available as outward opening single and double doors, panic doors, combined fixed window elements as well as glazed partition walls.

- European certified fire rated solution
- Wide range of architectural solutions similar to standard ConceptSystem 77
- Combinations possible with smoke control, burglar resistance and panic functionality for all fire rating classes up to EI60

CS 77-FP60 door



PROPERTIES	FIREPROOF 30	FIREPROOF 60
Rebate height	25 mm	25 mm
Glass thickness	13 - 52 mm	13 - 52 mm
Glazing method	dry glazing with EPDM	

PERFORMANCE	FIREPROOF 30	FIREPROOF 60
European testing standards	EN 1364-1 EN 1634-1	EN 1364-1 EN 1634-1
Classification standard	EN 13501-2	EN 13501-2
 Fire resistance classification	EW 30, EI 30, EI <sub>1</sub> 30, EI <sub>2</sub> 30	EW 60, EI 60, EI <sub>1</sub> 60, EI <sub>2</sub> 60
 Burglar resistance	RC 2 + PAS 24	

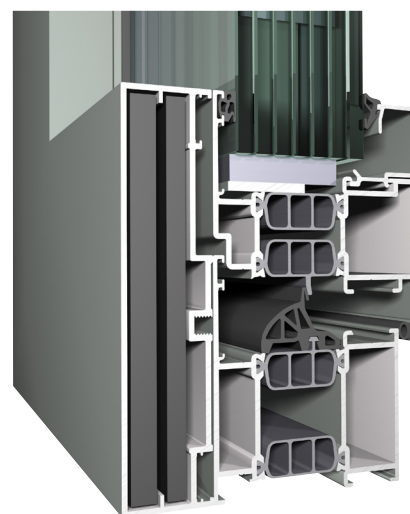
Performance levels and properties depend on size, profile combinations, hardware and infill choices. Always consult the available fire resistance classification reports or national approvals applicable in your country.

# ConceptSystem 77-BP

## Windows & Doors








ConceptSystem 77-BP is an extension to the ConceptSystem 77 which enables the realisation of bulletproof windows and doors according to the most severe European standards. Optionally, the (fixed) windows and doors can be offered with a burglar resistance up to RC 3.

- FB 4, FSG & Kalashnikov bullet resistance
- Shares many components with standard ConceptSystem 77 for easy production
- Well balanced price-quality-feature mix



PROPERTIES		BULLETPROOF
Min. visible width inward opening window	Frame	128 mm
	Vent	-
Min. visible width inward opening flush door	Frame	77 mm
	Vent	77 mm
Overall system depth window	Frame	97 mm
	Vent	77 mm
Rebate height		25 mm
Glass thickness		25 - 52 mm

PERFORMANCE	
 Thermal insulation (Uf)	Down to 2.4 W/m²K
 Acoustic performance (Rw (C; Ctr))	41 (-1; -4) dB
 Air tightness	Up to 600 Pa (class 4)
 Wind load resistance	Up to 2000 Pa (class 5)
 Water tightness	Up to 900 Pa (class E900)
 Bullet resistance	FB 4, FSG (EN 1522) & Kalashnikov
 Burglar resistance	RC 3


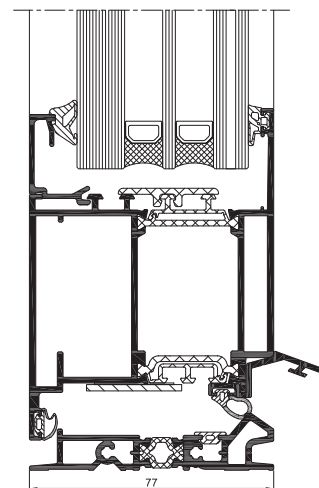
# NEW

## MasterLine 8-FP




### Windows & Doors

MasterLine 8-Fireproof windows, partition walls and doors offer all the benefits of our flagship joinery system series, but with an additional fire-retardant safety upgrade. Available in a variety of glass types and fire rating labels to meet your local requirements.

- Fireproof safety, ideal for public buildings
- Improved thermal and excellent AWW performance
- Our flagship product, robust and versatile



PROPERTIES	DOORS	PARTITION WALLS	OPENING WINDOWS
Rebate height	27 mm	27 mm	27 mm
Glass thickness	15-61 mm	15-61 mm	31-61 mm
Glazing method	dry glazing with EPDM		


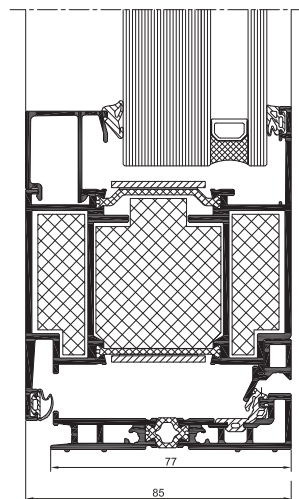
PERFORMANCE	DOORS	PARTITION WALLS	OPENING WINDOWS
European testing standards	EN 1634-1	EN 1364-1	EN 1634-1
Classification standard	EN 13501-2	EN 13501-2	EN 13501-2
 Fire resistance classification	EW 30, EI <sub>2</sub> 30	EI 30	EW 30, EI <sub>h</sub> 30, EI <sub>2</sub> 30
 Thermal insulation (Uf)	Down to 2.3 W/m <sup>2</sup> K	Down to 2.2 W/m <sup>2</sup> K	t.b.c.
 Burglar resistance	RC 2	RC 2	RC 2

Performance levels and properties depend on size, profile combinations, hardware and infill choices. Always consult the available fire resistance classification reports or national approvals applicable in your country.




# NEW FlameLine Doors

FlameLine is our new series of fireproof doors that offers ultimate safety, excellent thermal insulation and easy access in one versatile system. Designed for 60 minutes of fire protection, the doors are certified to be installed in ConceptWall-FP curtain walls or FlameLine 60 partition walls to create one complete façade solution.

- European certified fire rated door solution for EI<sub>2</sub>60 and EI<sub>1</sub>60 rating
- Excellent thermal and AWW performance
- Maximum glass choice freedom, allowing triple glazing solutions



PROPERTIES	FLAMELINE 60	FLAMELINE 60-HI
Rebate height	25 mm	25 mm
Glass thickness	25-69 mm	25-69 mm
Glazing method	dry glazing with EPDM	

PERFORMANCE	FLAMELINE 60	FLAMELINE 60-HI
European testing standards	EN 1364-1 EN 1634-1	EN 1364-1 EN 1634-1
Classification standard	EN 13501-2	EN 13501-2
 Fire resistance classification	EI <sub>1</sub> 60, EI <sub>2</sub> 60	EI <sub>2</sub> 60
 Thermal insulation	U <sub>f</sub> = 2.0 W/m <sup>2</sup> K (U <sub>d</sub> down to 1.3 W/m <sup>2</sup> K)	
 Burglar resistance	RC 2	



MPL Passenger Terminal, Wrocław, Poland  
Architect: JSK Architekci Sp. z o.o.  
Photography: Jarosław Ceborski


# ConceptWall 50-FP

## Stick façades

### Optimal fire protection, maximum daylight admission and excellent thermal performance.



In case your project needs fire protection, the ConceptWall 50-FP variant can create strategically placed fireproof zones where needed. With a maximum glass thickness of 78 mm triple glazed panes, the system enables uniform and high thermal performance throughout the whole façade surface.

- EW30, EI30, EI60 fire resistance
- High weights and large spans
- Compatible with MasterLine 8-FP, SlimLine 38-FP, FlameLine and ConceptSystem 77-FP windows and doors.



PROPERTIES	FIREPROOF 30	FIREPROOF 60
Rebate height	20 mm	20 mm
Glass thickness	34 - 78 mm	34 - 78 mm
Glazing method	fixing by pressure plates	fixing by pressure plates

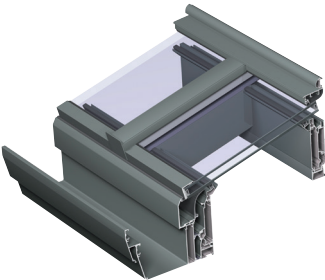
  

PERFORMANCE	FIREPROOF 30	FIREPROOF 60
European testing standards	EN 1364-1 EN 1364-3	EN 1364-1 EN 1364-3
Classification standard	EN 13501-2	EN 13501-2
 Thermal insulation (Uf)	0.8 W/m²K	0.8 W/m²K
 Fire resistance classification	EW 30, EI 30	EI 60

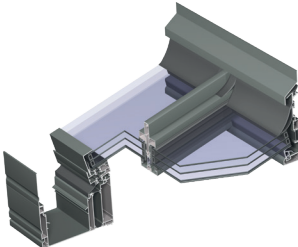
Performance levels and properties depend on size, profile combinations, hardware and infill choices. Always consult the available fire resistance classification reports or national approvals applicable in your country.




Private House, Ciney, Belgium  
 Architect : Quattro Concept  
 Photo: Debbie De Brauer




ConceptRoof 120



ThermoRoof 200



ParallelRoof 100




Cintro

# Conservatories



CONSERVATORIES



MasterLight



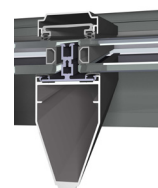


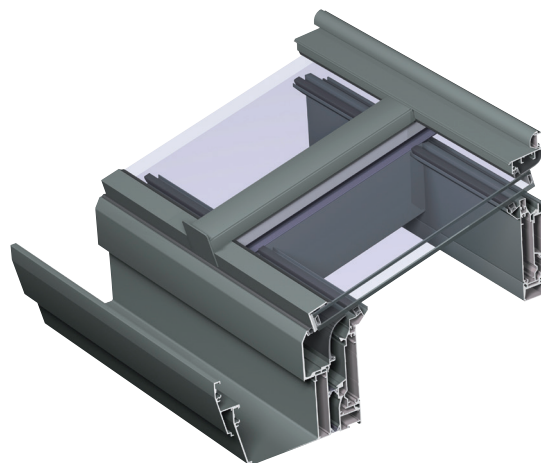
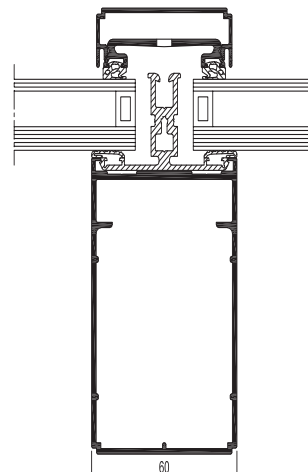
Reynaers  
Aluminium




# ConceptRoof 120

## Conservatories

ConceptRoof 120 is a high-end conservatory system that offers a wide range of design options to match any winter garden style perfectly. Available in three different style variants, the profiles seamlessly blend in with our other aluminium systems.

- Our most versatile conservatory solution
- Design freedom
- Combine with opening elements

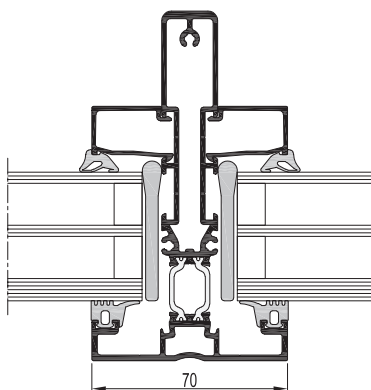


PROPERTIES	FUNCTIONAL	RENAISSANCE	ORANGERY
Min. visible width of rafter		60 mm	
System depth of rafter		70 / 100 / 120 / 150 mm	
Slope		5° - 25°	
Rooftop		120° - 180°	
Glass thickness		6 - 40 mm	
Glazing method		Dry glazing with EPDM or neutral silicones	
Thermal insulation		Omega-shaped fiberglass reinforced polyamide strips + synthetic profile	
PERFORMANCE			
 Thermal insulation		For specific calculation per profile combination: please contact your Reynaers Aluminium fabricator.	
 Wind load resistance		Up to 800 Pa (class 2)	
 Water tightness		Up to 1050 Pa (class E1050)	

Performance levels and properties depend on size, profile combinations, hardware and infill choices.



Reynaers  
Aluminium

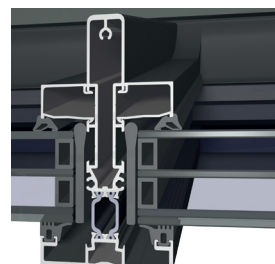
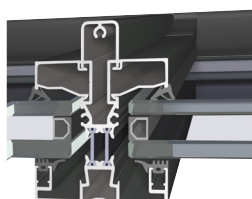
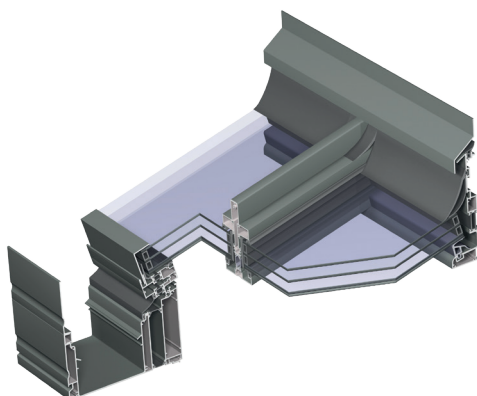


# ThermoRoof 200

## Conservatories

ThermoRoof 200 is a thermally insulated conservatory system that allows sunshine to enter from every angle. Its sturdy yet slim aluminium rafters support vast surfaces of double or triple glazing and can easily withstand heavy snow loads.

- Excellent thermal insulation by enabling triple glazing
- Multiple gutter designs available
- Combine with opening elements



### PROPERTIES

Overall system depth of rafter

Style variants

Min. visible width of rafter

Slope

Construction options

Glass thickness

### DOUBLE GLAZING

inside: 18 mm  
outside: 23 - 58 mm

Functional / Renaissance / Ellipse

70 / 99 / 128 mm

5° - 45°

Hip and valley

6 - 40 mm

### TRIPLE GLAZING

inside: 14.5 mm  
outside: 38 mm

Functional / Renaissance / Ellipse

70 / 99 / 128 mm

5° - 45°

Hip

30 - 62 mm

### PERFORMANCE



Thermal insulation



Air tightness



Wind load resistance



Water tightness

U value rafter down to 1.8 W/m²K

For specific calculation per profile combination:  
please contact your Reynaers Aluminium fabricator.

Up to 600 Pa (class 3)

Up to 800 Pa (class 2)

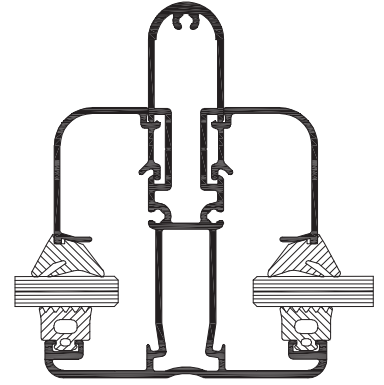
Up to 900 Pa (class E)



Reynaers  
Aluminium


# ParallelRoof 100

## Conservatories



ParallelRoof 100 is a non-insulated conservatory system that provides the perfect solution for any winter garden, terrace covering, or carport. The sturdy aluminium profiles can withstand the toughest weather conditions all year long.

- Non-insulated, perfect for winter gardens and terrace coverings
- Minimalist design
- Exact colour match with our other products

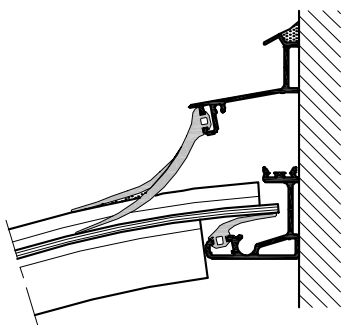


PROPERTIES	SOFTLINE
Height of rafter	100 - 150 mm
Min. visible width of rafter	75 - 105 mm
Slope	5° - 45°
Glass thickness	8 - 37 mm
Glazing method	dry glazing with EPDM

Performance levels and properties depend on size, profile combinations, hardware and infill choices.




Reynaers  
Aluminium



# Cintro

## Conservatories



The Cintro curved roof system is the perfect match for all arched spans as it covers walkways, carports, and other home extensions alike. The streamlined aluminium system offers yearlong protection against all kinds of weather conditions.

- Economic solution to provide protection against the elements
- Even for narrow setups like single walkways
- Minimalist design

### PROPERTIES

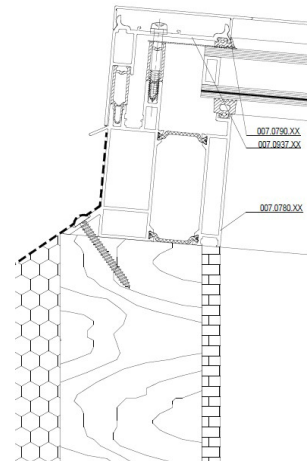
### CINTRO

Inner visible width	60 mm
Outer visible width	60 mm
Height of the covers	8 mm
Height of the bearing profile	8 – 35 mm
Inertia of the bearing profile	$I_x = 0.2 \text{ to } 9.8 \text{ cm}^4$
Filling thickness	2 - 32 mm



Reynaers  
Aluminium


# MasterLight Skylights







## The sky is the limit

This skylight will help you creating sunny spaces in new build or renovation projects. It perfectly integrates with a flat or angled roof, and is ready to accommodate double or triple glazing.

- High performance skylight
- High-quality aesthetical finish
- Ready for energy-efficient triple glazing




PROPERTIES		SINGLE / MULTIPLE PANELS
Min. visible frame height		145 mm
Min. visible frame depth		96.3 mm
Min. visible rafter width		50 / 60 mm
Min. visible rafter height		24 - 88 mm
Slope		2° - 30°
Rebate height		30 mm
Glass thickness		28 - 53 mm
Max size and weight of glass		Check with glass supplier
PERFORMANCE		
 Thermal insulation		U <sub>ij</sub> value down to 2.8 W/m <sup>2</sup> K
 Air tightness		Up to Class 4
 Wind load resistance		Up to 1600 Pa (class 4)
 Water tightness		Up to 750 Pa (E750)

Performance levels and properties depend on size, profile combinations, hardware and infill choices.



Reynaers  
Aluminium





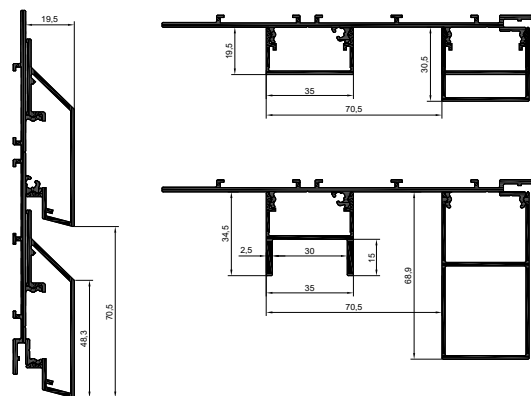
Paralline



Reynaers  
Aluminium



# Paralline Cladding




## Little effort, to make your home unique

Paralline aluminium façade cladding combines sustainable elegance and unlimited creative freedom in all its design variants. The new product line helps to create one-of-a-kind homes and buildings with only a few aluminium profiles.

Cladding can be installed on the wall with the base plates, but can also run over windows for a semi-open view.

- Your one-stop shop for aluminium joinery
- Endless design options
- Available in all colours of our product offer




DESIGN OPTIONS	LOW	MID	HIGH
	FIN	HORIZONTAL	COMBO



Private Home, Zandhoven, Belgium  
MasterLine, MasterPatio, Paralline  
Photo: Studio Vermeire



Private House, Houtvenne, Belgium  
Architect: Wim Vermariën  
Photo: Louis Jongeneelen



Touch



Contour



Horizon



Reynaers  
Aluminium

# Handles



Olimpo



DoorPulls





# Touch Handles

## Timeless and versatile

The Touch handle series offers a sleek, elegant and slim hardware solution that matches windows, doors, sliding doors, and folding doors alike. The high-end handles are available in all RAL colours, including textured and anodised finishes.

- High-end quality, elegant design
- Available for our complete range of opening types
- Available in all RAL colours including textured and anodised



PRODUCT GROUPS	WINDOWS	DOORS	LIFT-SLIDING	SLIDING / FOLDING
				

FEATURES	
Surface treatment	anodised or powder-coated
Colours	available in all RAL colours and textures (same as the profiles)
Options	roseless, short shield, long shield, lockable, pull protection, with/without cylinder, reduced depth, ...
Use	doors, windows, sliding + lift-slide doors, folding doors

For a full overview of all possibilities, please check the dedicated Handles Overview brochure.



Reynaers  
Aluminium







# Contour

## Handles

### Modern safety

Contour is a range of robust stainless-steel handles that meets even the strictest durability and safety demands. Fresh and modern design ensures the burglar-resistant solutions easily integrate with all of our systems and opening types.

- Robust and hygienic stainless steel
- Safety variants with a modern look
- Available for our complete range of opening types

PRODUCT GROUPS	WINDOWS	DOORS	LIFT-SLIDING	SLIDING / FOLDING
				

FEATURES	
Surface treatment	stainless steel
Colours	stainless steel
Options	short shield, long shield, lockable, pull protection, with/without cylinder, ...
Use	doors, windows, sliding + lift-slide doors, folding doors

For a full overview of all possibilities, please check the dedicated Handles Overview brochure.

# Horizon





## Handles

### Contemporary renovation

Horizon handles merge seamlessly into any aluminium window, door, or sliding system thanks to their exceptionally sleek design. The versatile handles fit perfectly into every architectural style, offering an ideal match for renovation projects.

- Organic and sleek shape
- Available in all RAL colours including textured and anodised
- Perfect for renovation projects



PRODUCT GROUPS	WINDOWS	DOORS	LIFT-SLIDING	SLIDING / FOLDING
				

FEATURES	
Surface treatment	anodised or powder-coated
Colours	available in all RAL colours and textures (same as the profiles)
Options	roseless, short shield, long shield, lockable, with/without cylinder, reduced depth, panic handles, ...
Use	doors, windows, sliding + lift-slide doors, folding doors

For a full overview of all possibilities, please check the dedicated Handles Overview brochure.



# Olimpo

## Handles

### Affordable design

The Olimpo handle line introduces an up-to-date design that meets the latest aesthetic trends at an affordable price. Smooth looks and various finishing options result in a high-quality hardware solution that fits any building style perfectly.

- Affordable design
- Lockable variants available
- Available for most of our opening types

PRODUCT GROUPS	WINDOWS	DOORS	LIFT-SLIDING
			

FEATURES	
Surface treatment	anodised or powder-coated
Colours	available in all RAL colours and textures (same as the profiles)
Options	roseless, short shield, lockable, with/without cylinder, internal gearbox, ...
Use	doors, inward opening windows, lift-slide doors








# DoorPulls

## Handles

### A great first impression

Door pulls provide easy access for both residential and public buildings. Mostly installed on entrance doors, the stylish pull bars come in a variety of impressive designs, matching the character of any project.

- One-stop-shop for all entry door components
- Many designs and finishes to choose from
- Possibility to combine with complementary products, like fingerprint scanners

PRODUCT GROUPS		ENTRANCE DOORS / SLIDING DOORS	EXCLUSIVE FOR HIFINITY
A. DoorPull Hook		B. DoorPull Round	A. DoorPull HiFinity
			
C. DoorPull Square	D. DoorPull Fin	E. DoorPull Plus	B. DoorPull HiFinity Fin
			

FEATURES	
Surface treatment	anodised or powder-coated (except for DoorPull Round : stainless steel)
Colours	available in all RAL colours (except for DoorPull Round: stainless steel)
Options	short pull handle, full height pull bar, access control integration

For a full overview of all possibilities, please check the dedicated Handles Overview brochure.





Access control



Comfort motorisation

# Smart Buildings



Natural ventilation

# Smart Buildings

## Life, more comfortable than ever

With the seamless integration of smart building solutions into our products, Reynaers Aluminium now adds top-notch smart technology to the mix to help make your life more comfortable than ever.

User-friendly and highly secure, our smart home solutions are the perfect match for all your futureproof projects. Choose from a range of plug-and-play hardware and software solutions, perfectly compatible with our windows, doors, and sliding systems. Upgrade your home today with our access control, comfort motorisation and natural ventilation solutions.



# We help you build futureproof buildings today



## Access control

Managing access to your home has never been easier. Decide who enters your building and when, or even unlock doors remotely.

- Keypads (ekey or keypad lite) and fingerprint scanners (dLine)
- Electric locks, e-openers and magnetic contacts



## Comfort motorisation

Experience quick and easy access to your garden or patio with concealed motorisation. With a simple push of a button, even the biggest or heaviest sliding vents open up smoothly.

- Motorised sliding systems (HiFinity, MasterPatio)
- Plug-and-play solution for smooth installation
- Built-in battery pack and pressure-sensitive emergency detection ensure user safety



## Natural ventilation

Just like any other of our Smart Building solutions, Reynaers Aluminium motorised windows for natural ventilation are always subtly integrated, connected and safe to use.

- E-Invisitop and ventilation vents
- Prevent indoor overheating by night-time cooling
- Available as standalone units, or linked to your Smart Home network or HVAC (Heat, Ventilation and Cooling) systems




## Learn more about our Smart Building solutions


Work smarter, not harder. Upgrade your home with one of our safe and user-friendly access, motorisation or ventilation solutions. You can find more information and downloads on our website, [www.reynaers.com](http://www.reynaers.com)



La Salle, Barcelona, Spain  
Architect : Robert y Esteve Terradas Muntanola



Solar Shading



Flyscreen




Reynaers  
Aluminium


# Options



OPTIONS



Balustrades



PV / Solar panels



Reynaers  
Aluminium

# Solar shading


## Options

### Complete shading solutions

Regulating daylight entrance affects people's comfort, but it also contributes to the energy efficiency of your building. From flexible roll-up screens to fixed or moveable structural profiles, Reynaers Aluminium solar shading solutions come in all shapes, colours and finish types for an optimal customised experience.




PROPERTIES	BRISOLEIL 100 PRE-ASSEMBLED FRAME
Shape louvres	ellipse
Size louvers	140 / 180 mm
(Fixed) angle	45°
Walkway application	yes



BRISOLEIL 100 FIXED LOUVRE
ellipse
120 - 400 mm
0° / 15° / 30° / 45° / 60° / 75° / 90°
yes




BRISOLEIL 100 MOVABLE LOUVRE
ellipse
120 - 400 mm
variable
yes



PROPERTIES	BRISOLEIL 100 LOUVRE GRIP
Shape louvres	ellipse
Size louvers	200 / 250 / 300 mm
(Fixed) angle	0° / 15° / 30° / 45°
Walkway application	no



BRISOLEIL 100 GLASS LOUVRES
hardened glass
366 x 10 / 12 / 14 / 17 mm
0° / 15° / 30° / 45° / 60° / 75° / 90° and variable
yes



BRISOLEIL 30 FRAME SYSTEM
z-shaped
90 mm wide x 60 mm high
yes
yes


Performance levels and properties depend on size, profile combinations, hardware and infill choices.



Reynaers  
Aluminium

# Flyscreen

## Options

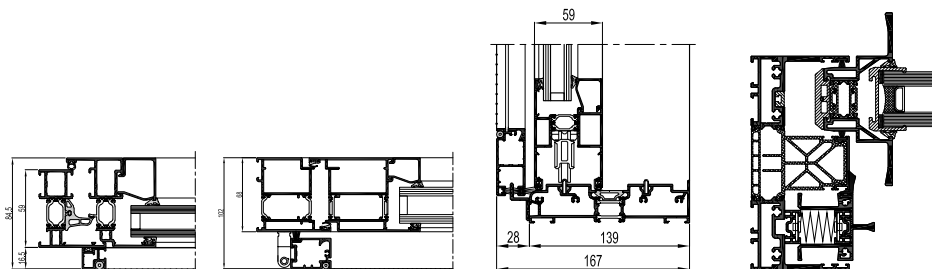


### Keep out insects

Flyscreen/Mosquito is a wire screen system, mounted on or integrated in a window, door or sliding door, which keeps out insects with a minimal interference of the view outside. The insect screen concept allows the windows, doors or sliding doors to be opened or closed without removing it. For the sliding insect screen, the rail is situated above or at the bottom of the door, assuring optimal comfort.

The Mosquito system is an add-on system, compatible with all Reynaers Aluminium window, door and sliding door systems as well as systems from other system suppliers, even non aluminium windows like wood and PVC.

The Flyscreen is integrated inside the frame of a sliding system, and can be invisibly folded away when not in use. It is available on MasterPatio and HiFinity, and possible to retrofit in most cases.



PROPERTIES	WINDOWS	DOORS	SLIDING SYSTEMS	
System depth	15 / 22 mm	28 mm	28 mm	integrated in frame
Type	Fixed element size, fixed position	Fixed element size, hinged on side	Fixed element size, sliding on dedicated rail	Plissé / Folding mesh
Corners	pre-formed synthetic supporting corner pieces, or aluminium clampable corner.	pneumatically crimped aluminium corner, or aluminium clampable corner.	pneumatically crimped aluminium corner, or aluminium clampable corner.	-



# Balustrades

## Options

### Ensured safety

Reynaers Balustrades are available to provide additional safety to its systems. All of them are tested under supervision of independent notified bodies and/or in renowned test centres according to the most stringent European standards.

To match your style perfectly, the balustrades are available in multiple styles. Besides the traditional set-up of a standalone balustrade with aluminium profiles, ReynaersBalustrade 10 can also be combined with panels, like multilayered glass, plexiglas or acrylic sheets.

The ReynaersBalustrade Glass is an add-on system that is completely transparent so it does not obstruct the view, and the Integrated Glass Balustrade is the ultimate minimalistic solution, seamlessly integrated in the window system. Both of these systems allow you to safely open windows and doors, even without the presence of a balcony.



TECHNICAL PROPERTIES	STANDARD	GLASS	INTEGRATED GLASS
Max glass thickness	15 / 22 mm	21 mm	Profile dependant
Compatible with	Standalone	All systems wide enough to fully support the vertical profiles.	MasterLine 8 MasterLine 10 ConceptWall 50-60
Standards	STS 54 NEN 6702 NF P01-013 Polish system approval	EN 13049 NEN-EN-1991-1-1	EN 13049 NEN-EN-1991-1-1

Performance levels and properties depend on size, profile combinations, hardware and infill choices.



Reynaers  
Aluminium



# PV / Solar panels

## Options

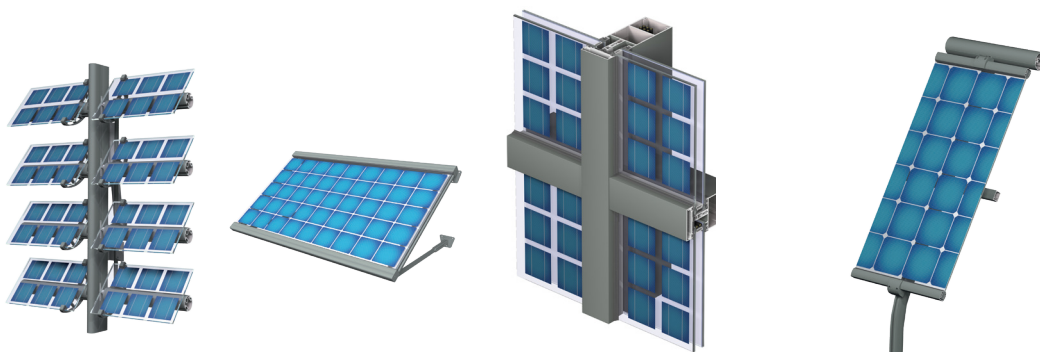
### Towards a green future

Reynaers Aluminium provides durable solutions in general, but these complementary products take it to the next level. By enabling the integration of photovoltaic glass panels, the façade becomes an energy source. There are solutions for sunscreens, balustrades and façade systems.

ConceptWall 60 Solar is the aesthetically pleasing high tech green energy solution, ideal for wall and roof application. The system, which is completely insulated, has been designed to completely avoid shadow on the cells.

The BriseSoleil systems combine two energy efficient concepts: harvesting solar energy and protecting the inside climate from overheating.

All variants can handle all three types of PV panels: mono- and polychrystalline, and amorphous cells.



TECHNICAL PROPERTIES	BRISESOLEIL 100	BRISESOLEIL 30	CONCEPTWALL 60	REYNAERSBALUSTRADE 10	
				Accessible balconies	Non-accessible balconies
Filling type	Glass edged photovoltaic modules, semi transparent or normal, crystalline or amorphous, single glassed, side PV panel box or back PV panel box	Standard or glass edged photovoltaic modules, semi transparent or normal, crystalline or amorphous, single glassed, back PV panel box	Glass edged photovoltaic modules, semi transparent or normal, crystalline or amorphous, single or double glassed, side PV panel box or back PV panel box	Standard or glass edged photovoltaic modules, semi transparent or normal, crystalline or amorphous, single glassed, back PV panel box	
Inclination	0° - 45°	15° - 45°	5° - 90°	90°	60° - 90°





# Our professional services



At Reynaers Aluminium, we want to inspire you and make your life as easy as possible. That is why next to our range of high-quality products, we offer a number of convenient professional services that help you grow your business and make your vision become a reality.

We believe in building strong, long-term relations that are based on trust and mutual understanding. Our worldwide partner network of architects, fabricators and other building professionals can rely on our personal support, intuitive tools, and full commitment, every day of the year.

To guide our partners in every step of their professional journey, we provide a 360° ecosystem of services and tools tailored to their needs. The framework in which we divide our services, consists of four pillars:



#### **Qualitative products**

We keep a close eye on the latest technological developments and improve our product range to answer your wishes. Moreover, testing and certifying products helps us push our creative limits towards true innovation.



#### **Your partner in life**

What is a building professional without their trusted set of tools? From 3D visualisation to the latest processing tools: we support both architects and fabricators, every step of the way.



#### **Endless inspiration**

Reynaers Aluminium systems are featured in countless buildings across the globe, from humble family homes to stunning skyscrapers. Let us inspire you with some of our most daring creations.



#### **Our sustainable road ahead**

We incorporate sustainability in everything we do to help build a better future, together with our partners. Our futureproof initiatives are compiled in the official Reynaers Group sustainability strategy.



# Qualitative products

For 60 years, professionals have been trusting our high-performance window, door, sliding and façade systems to enhance people's living and working environment. We collaborate with our dedicated partners to improve buildings' energy-efficiency, design, comfort and safety levels with the latest tried-and-tested technology.


However, ensuring the quality of products is a continuous process. To keep offering the highest quality of systems and services in the years to come, we heavily invest into futureproof research and development projects. What is more, we certify our systems following international quality standards, and explore new opportunities for improvement in every aspect of your business and ours.

## **United through innovation**

Reynaers Aluminium works closely together with architects and building contractors all over the world, from the design concept through to the manufacturing and installation process.

**What unites us, is our common commitment to long-lasting innovation.**

We blend design, technology and digitalisation in innovative solutions that add value and inspire others to create sustainable buildings. We set the bar high and challenge ourselves every day, learning from best practices and past mistakes, listening to our customers's needs. That is how we make a difference in an ever-changing industry.



# DigiTrace

## Your digital product passport

Our innovative DigiTrace solution provides homeowners and building professionals easy access to information about our aluminium systems and product details.

DigiTrace uses a unique element identifier - in the form of a QR code on our solution - and offers **effortless access to a wealth of information linked to the specific element**. No more need for time-consuming site visits or endless manual searches for specific data. This one-step process empowers both fabricators and end users, alleviating their concerns and enhancing their experience in a matter of seconds.

DigiTrace is a next step in your digital journey, and it will only keep improving. In the future, this user-friendly digital tool will also provide direct access to circular product data, including recommended product materials and other sustainable information.

Trust DigiTrace, the digital product passport inside your pocket.



131

132

## DigiTrace is here for all building partners

This digital tool offers unique advantages to different stakeholders. Discover how DigiTrace can help architects on page 131, or read more on its benefits for fabricators on page 132.



### Video: discover DigiTrace in just 2 minutes

DigiTrace makes product data and documentation readily available in just a few clicks. See how it works in this short video on **our YouTube channel**. Scan the QR code now!



Reynaers  
Aluminium

# Tried and tested quality

## The Reynaers Aluminium Technology Centre

is one of the largest privately owned innovation and testing centres in Europe. All Reynaers Aluminium systems, both standard and project-specific solutions, are rigorously tested to ensure they meet the strictest international standards in terms of **quality, comfort, safety, and sustainability**.

One of the eyecatchers of the Centre is a state-of-the-art, **15-metre-tall testing wall**. Here, we push our façade solutions to the limit to check their maximum air, wind and water tightness levels. We can even test on realistically recreated multi-storey elements.

Our continuous process of improvement is based on other parameters as well. We check the air permeability, wind load and watertightness levels of windows and doors on a separate 20-metre-wide wall. Furthermore, we carry out acoustic testing, cyclic testing, burglarproof testing and even earthquake or seismic simulations. Nothing is left to chance.



## Trusting our certified testing partners

While the Technology Centre is our day-to-day testing hub at Reynaers Campus, sometimes we turn to partner facilities for help. For instance, for heavy-duty tasks such as fireproof, bulletproof or bomb blast testing, we rely on the expertise of our **many international safety partners**.

With their support, we improve our aluminium products and make sure end users can enjoy tested and approved joinery at all times.

## Labels and certificates

When choosing materials, everyone wants the right balance of high quality and excellent pricing. Comparing quality certifications helps you as consumer or building planner to make an informed decision for your project's joinery. Reynaers Aluminium strives to offer the best quality, as shown by our many labels and certifications:

- Quality labels: Qualicoat and Qualanod coating labels, ISO standards, ...
- Sustainability labels: Cradle to Cradle, Minergie, Passive House, LEED, BREEAM, ...
- Design labels: Reddot, Archiproduct Design Awards, Henry Van De Velde Awards, ...
- CE-marking: indicates our systems are fully compliant with the EU Construction Products Regulations (CPR) and its associated product standards.



## Colours & finishes

For the surface treatment of profiles, Reynaers Aluminium collaborates with carefully selected painting companies that strictly adhere to our standards and regulations. For instance, Alural is our in-house coating specialist that helps us deliver excellent service while keeping a close eye on the quality of our painted products.

Depending on your personal taste and project needs, we can offer different treatment and finishing types:

- **Powder coating:**  
Suitable for all areas, special pre-treatment needed for aggressive environments (pre-anodisation). Available in a large range of colours, in different shine and finishing options.
- **Pre-anodisation:**  
Aggressive environments include coastal areas (< 1km), swimming pools, railways, airports,... Available in a large range of colours, in different shine and finishing options.
- **Anodisation:**  
Suitable for all areas, layer thickness adjusted for aggressive environments. Available in a dozen different colours spanning from natural, champagne, bronze and black. Preserves the natural look of aluminium.



## Our 10 year system guarantee

Reynaers Aluminium guarantees that our systems meet the technical specifications and standards of the country and the product in question. The current processing and maintenance regulations mentioned in the Reynaers Aluminium catalogues determine the extent of this 10 year guarantee (and the 5 year guarantee for wearing parts).



### Read the full Reynaers Aluminium System Guarantee

We offer ten years of high-quality performance on some aspects of the aluminium in our systems, the painting and anodising, the insulation, and certain accessories. For more details, terms and conditions, download the system guarantee via the QR code.

# Your partner in life

With a concise overview of invaluable information, this chapter helps you swiftly explore and discover our most relevant services tailored to your needs. Whether you are seeking day-to-day tools, technical insights, visualisation solutions, or customised support, Reynaers Aluminium is here to guide you on your professional journey.

Our goal is to make life easier for both architects and partner fabricators.



## **For architects and stakeholders**

We bring your vision to life with expert advice and high-tech tools. 3D visualisation and bespoke project solutions are just a few services we offer to help you face the architectural challenges of today.



## **For fabricators**

We guide you all the way, making your daily operations more efficient and helping you grow at a natural pace. We put your business at the centre and offer the right tools and support at the right time.



Reynaers  
Aluminium

For architects & stakeholders



# BIM solutions

In today's construction industry, **Building Information Modelling (BIM) components** are indispensable. At Reynaers Aluminium, we are committed to help architects in creating their architectural 3D models by providing them with broad access to our BIM components of our standard products and easy-to-use configuration software.


We provide three options to help architects complete projects in the most efficient way.

## 1. BIM Library

During the earliest concept phase, BIM Library offers a collection of free basic models from specific configurations of our standard products. These parametric BIM models contain generic data and are directly modifiable in the Revit/Archicad design software. Enjoy more design freedom with this free-to-download software tool.

## 2. BIM Studio

When more complex configurations are needed later on in the design phase, BIM Studio offers a next level of flexibility. The free-to-download design software helps you configure any type of window, door or sliding solution. Start from a Reynaers Aluminium system, choose the preferred grid, add openings, simulate different colour options, and adjust freely. Easily consult  $U_w$  values and create sections of your configurations, too. Finally, you can directly insert the configured models into your full BIM project.



## 3. BIM Unlimited

When dealing with very complex projects, related BIM models require a high level of product customisation. That is where we offer our support. Our BIM Unlimited service is specifically designed for bespoke projects where your required BIM models are created on request by our expert modelling team.



### Browse BIM downloads and more on the Architect Hub

The Architect Hub on [www.reynaers.com](http://www.reynaers.com) is your go-to webpage to find all the tools and information you need to make your vision become reality. From BIM models, Bespoke Solutions to on-site support: we are your partner for life.



Reynaers  
Aluminium

# Project Cell



The Project Cell offers customisation and choice, bringing us closer to the different stakeholders involved. State-of-the-art solutions are designed, fabricated and tested to turn concepts and ideas into a reality. With the experience, simulation tools and design skills of our experts, anything is possible.

## Bespoke solutions

When standard systems do not fit your building demands, the Project Cell takes on the challenge and looks for **project-specific solutions, in collaboration with the different stakeholders** of the project. We calculate, design and simulate concepts in great detail, often visualising solutions in 3D with tools such as BIM or Avalon, our Virtual Reality room. This results in tailor-made and proven quality, as we test all our solutions according to the required standards in our very own Technology Centre.

From the design board, we follow you to the building site and assess how we can help you achieve the best results. The support we offer may vary depending on the complexity of the project and is closely linked to the experience levels of our partners. We can provide **training** related to the manufacturing and/or installation process, or even **on-site guidance** by our team of joinery experts.



## Video: the power of bespoke solutions

With the expertise of the Project Cell and the power of Avalon combined, anything is possible. Hard to believe? Our partners gladly tell you all about it! Watch the video on **our YouTube channel** and get inspired by some of our most daring bespoke projects.



Reynaers  
Aluminium



Ferrari World, Abu Dhabi, UAE  
Benay Architects

125

### Enjoy full transparency with DigiTrace

With DigiTrace, you can access a convenient digital product passport that contains detailed information on your project's aluminium elements. Learn more about our recent digital innovation on page 125.

- Immediately access system, glass, and performance data, including all the technical details you need.
- Read important documentation, such as certificates or maintenance guides.
- Easily find contact details of the project's fabricator or installer.
- Report issues and upload images directly into DigiTrace.

## Avalon

Exchanging ideas and concepts is an important part of any major modern construction project. Architects, investors and contractors all use different tools to form both mental and physical images of what the end result will look like. We see that misunderstandings are greatly reduced by bringing employees from different disciplines together in Avalon.

**Avalon, our Virtual Reality room, helps stakeholders to visualize and evaluate projects even before they are built.** Here you can navigate through virtual versions of projects to explain, compare and discuss different solutions.



### How does it work?

Our 3D experts virtually recreate your building using your technical access data. Next, a high-resolution model is projected onto the five walls of the virtual room at Reynaers Campus, our headquarters in Belgium. Put on the responsive 3D glasses, take the controller and enter your future project with up to six other stakeholders in this collaborative working tool.





For fabricators



## Product documentation and tools

A true craftsman knows the value of accurate data and user-friendly tools. Whether you are in your workshop, on site, or merely exploring new ways to improve your way of working, Reynaers Aluminium wants to offer a helping hand to optimise your daily business. As a transparent professional partner, we eagerly share our knowledge with you and provide a wide range of digital services.

### Customer Portal: access your daily toolkit

As a building professional, you should be able to find all the latest technical information and tools you need at one location, at exactly the right time. **That is why our partner fabricators and installers get exclusive access to our online platform for professionals, the Reynaers Aluminium Customer Portal.**

The Customer Portal contains all the information and services you need throughout your project - from product data to stock updates, order follow-up and practical information on our software packages. Moreover, the Customer Portal can be your go-to platform to access our full digital catalogue, including all assembly details and technical specifications for each and every one of our solutions.

Are you looking for training videos? Do you need more info on our marketing support? We have got you covered. With the Customer Portal, the possibilities are truly endless.

125

### Simplify your daily work with DigiTrace

DigiTrace, our recent digital innovation, makes all product data and documentation of a certain element readily available on site. Just scan the QR code and find the data you need in seconds! Read more on this convenient solution on page 125.

- Immediately access and share system, glass, and performance data (incl. thermal values), as well as important documents such as installation plans or the element parts list.
- Installers can report issues or possible damage to their team in an instant.
- Upload and share documentation for public or private use (e.g. maintenance guides, pictures from the installation, ...).
- Add and share available quality certificates (e.g. CE labels).
- Easily view and manage customer feedback. In case of feedback, all required information is readily available, saving you valuable time.



Reynaers  
Aluminium

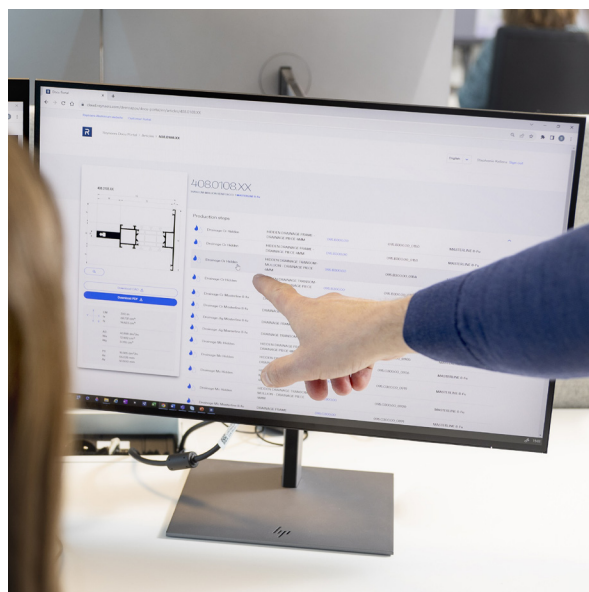
## Docu Portal

Docu Portal is a digital hub where centralised and up-to-date technical information awaits. Our aim is to enhance the support we provide to our technical community, making information easily accessible and ensuring our partners stay current with the latest updates.

It is not just a document management system; Docu Portal is a tailored solution to simplify your workflow. Experience straightforward navigation and real-time updates. Virtually measure in 2D and visualise solutions even in 3D. **Instead of browsing through 20.000 pages of our physical catalogue, create your own offline catalogue, adjusted to your personal needs.**

What is more, the **integrated Hardware Configurator** guides you through our extensive hardware and accessories offer, enabling easy comparison between different options. As a result, you always make the best possible choice for your project.

It comes to show, Docu Portal is here to make your life easy.



## Intuitive digital tools

Looking for an efficient way to calculate colour codes, U values, acoustics or other product features? We make your daily business more efficient thanks to these user-friendly Reynaers Aluminium tools, which are freely available on our Customer Portal.

- **U tool** - Calculate accurate U values in seconds.
- **Colour code calculator** - Find the specific RAL colour and finish you are looking for.
- **Acoustic calculator** - Determine the acoustic performance of all your configurations.
- **Access control configurator** - Select the best set-up and wiring diagram for your project.
- **Hardware configurator** - Compare hardware options in great detail.
- ...



## Become a Reynaers Aluminium fabricator today

From project visualisation to production support, product costing and more: at Reynaers Aluminium, we have got your back. Take a look at our wide range of professional services for fabricators on **[www.reynaers.com](http://www.reynaers.com)**

# Our dedicated software solutions



When it comes to getting the job done on time and within budget, efficiency and accuracy are key. That is why we offer customisable software tools that help you in every aspect of your business. **Scan the QR codes below and watch the explainer videos** to learn more about each individual solution.

## ReynaPro

Optimise your calculation and ordering with ReynaPro. The versatile tool helps you create accurate quotes based on your project's technical specifications. Moreover, ReynaPro can calculate which materials you need, offer detailed assembly instructions, and help you order directly through your linked ERP system. It can even be connected to our range of smart CNC machines. Sounds interesting? Our experts gladly help you discover what ReynaPro can mean for you.



## ReynaFlow

Our very own MES (Manufacturing Execution System), ReynaFlow helps you gain insights in your daily production flow via barcode tracking and tracing. We evaluate your specific operations and guide you from the start-up to production completion with hands-on professional support. The result: less errors, less paper, optimal resource management, and a more streamlined production process.



## ReynaQuote

ReynaQuote is a user-friendly product configurator, which can be opened on your desktop, tablet or smartphone device. The web-based tool allows your sales team or installers to build a configuration wherever they are, generate accurate quotes and place the order at the fabricator in a quick and easy way.

# Machines & tooling



You know our high-quality systems and efficient software solutions, but did you know **Reynaers Aluminium can also help you choose the right machines and tooling?** Our Industry 4.0 team guides you towards a more efficient production and machinery set-up, tailored to your professional needs. From full-option CNC machines to basic punch tools, Reynaers Aluminium is the one-stop-shop production partner for you.

## Digitally integrated

To maximise your efficiency, we always recommend you link machines to our product configurator software, ReynaPro. The smart link between machine and software allows you to send verified production information of each single profile directly to your CNC machines - without manual intervention needed.

What is more, we offer access to an accurate and up-to-date profile database, clamps, mills, jigs, and so much more, all so you can continue to process our aluminium systems in the best way possible.

## Personal support from start to finish

Upgrading your workshop can be quite an investment, but as a trusted partner, you experience our dedicated support every day. Factory layouting, machinery set-up, training, and after-care service: we work Together for better every step of the way. Whether you are a small-scale fabricator or a larger professional partner, with the right machines at the right place and time, your business too can grow to its full potential.

Still not sure where to start? Our consultants are happy to help you with professional advice for your specific requirements. Contact your local Reynaers Aluminium representative for more information.



# Marketing support services



Reynaers Aluminium partners are the direct point of contact for most of our end-users. That is why it is important professionals not only know our products, but our brand as well. With **dedicated communication tools and user-friendly marketing guidelines**, we ensure you can build a lasting relationship with your customers as the face of our company.

## 1. Communication tools

Tangible technical and marketing tools help you present our solutions as a trustworthy and well-informed partner. A large range of tools and services is at your disposal:

- Point of Sales material such as corner samples, sample boxes, gadgets, ...
- Digital product brochures and leaflets
- Branded presentations, images, documents, and templates
- Online training video library
- ...



## 2. Marketing guidelines

We aim to make Reynaers Aluminium a globally recognisable brand. This all starts with the way our partners present our solutions at their facilities. To this end, we provide clear guidelines on how to promote your business in accordance to our visual identity. Learn how to properly structure and decorate your showroom, improve your marketing skills and take your customer experience to a whole new level.

At the end of the day, we are here to help you with professional guidance and custom marketing support.

132

### Find more marketing materials on the Customer Portal

The Customer Portal is your daily Reynaers Aluminium hub with all the information and tools fabricators may need, including marketing assets. Read more about it on page 132.

# Training & support



Excellent production and installation is crucial for the long-term performance of our aluminium systems. That is why we share our skills and know-how with our partners, so they can provide their own customers with the same high-quality service.

Reynaers Aluminium offers extensive training options, from basic introductions to on-demand expert sessions, both in person and online. Our practical training offer consists of both standard and specialised “Certified” product courses, as well as accessible software classes. A list of upcoming training sessions can be consulted on the Customer Portal at all times, as well as a vast library of training videos.

**At Reynaers Campus, our passionate training team organizes about 2,000 training days every year**, for our partners and our employees. Trainees come from all over the world, eager to learn more.

## Dedicated support

Your business matters, which is why we aim to provide outstanding support every step of the way. We help you complete your projects, train your staff, attract new customers, offer stand-by personal support, and treat you like part of our worldwide family. **Whatever your needs may be, we always work Together for better.**



Reynaers  
Aluminium

# Endless inspiration


We are proud of our network of professional partners that help create high-quality sustainable buildings. Every single project they deliver is the result of intense collaboration between all the different stakeholders involved. As a result, our aluminium systems are featured in countless buildings across the world, in any shape or style imaginable. From humble private homes to schools, hospitals, office buildings or landmark skyscrapers:

**Reynaers Aluminium is up for the challenge.**




**Browse our dedicated Reference Book for more inspiration**

Our solutions are part of some stunning building projects, both big and small. That is why we have collected some of our proudest achievements in one inspiring brochure. Download the Reference Book today.



Lyon Vaise, Lyon, France  
Brenac & Gonzalez Architects  
Photo: Sergio Grazia



Keerbergen, Belgium  
INZICHT Architecten  
Photo: Evenbeeld



Reynaers  
Aluminium



Villa Nova Residence, Asheville, USA  
Brickstack Architects - Scott Huebner



Hadrian's Tower, Newcastle, United Kingdom  
Faulkner Browns Architects  
Photo: (c)Hufton+Crow

What we can achieve when we work

# Together for better

"Reynaers Aluminium provides the technical support and machine programming themselves, which makes a huge difference."

**Kristof Van Doorslaer**

Company Leader at fabricator Thielemans & Co.

"After the construction [of the Quatuor building], we were very happy with the final result we achieved together with all the partners."

**Gilles Bollens**

Architect at Jaspers-Eyers Architects

"I enjoy the view and the sunlight that flows freely inside my home, thanks to SlimLine windows."

**Juttah**

Homeowner



# Our sustainable road ahead

## A global sustainable commitment

At Reynaers Group, we aim to improve people's living and working conditions, now and in the future.

**Sustainability is part of everything we do**, and it is at the core of our worldwide futureproof strategy.

By doing our part, we can help limit global warming one step at a time. Less waste and CO<sub>2</sub> pollution, more circular systems and sustainable homes: these are just a few ways we can build a better future together. But we do not stop there.

## As part of Reynaers Group, Reynaers Aluminium fully commits to an ambitious set of goals.

Promises and good intentions are no longer enough: it is time to act to have a lasting positive impact.

"Reynaers *Act*" is how we call our company-wide programme that encompasses all our internal and external sustainable initiatives. We keep track of our futureproof actions in a yearly Reynaers Group sustainability report, "Our sustainable road ahead".

While we may have a long journey still ahead of us, we are confident we can reach our goals together with our trusted partners - and with you!

### Lifelong learning and personal growth

- Lifelong learning
- Talent development

### Healthy and safe place to work

- Safety and physical health
- Mental health

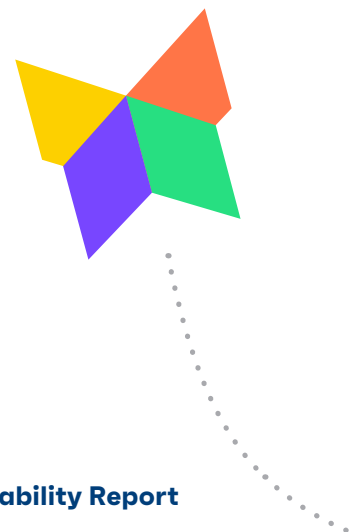
### Empowering culture

- Employee engagement
- Entrepreneurship and innovation
- Diversity and inclusion



## The Reynaers Group Sustainability Report

Want to learn more about our commitments for a better future? Browse our official sustainability report by scanning the QR code.





#### Climate action

- Reduction of greenhouse gas emissions in our operations (Scope 1 and 2)
- Reduction of greenhouse gas emissions in our value chain (Scope 3)
- Water and soil pollution

#### Circular solutions

- Eco-design of our products
- Circular business model and collection of scrap material
- Packaging

#### Sustainable buildings

- Decarbonisation
- Circular buildings
- Comfort

#### Ethical and responsible business

- Ethical behaviour
- Healthy and sustainable business growth
- Sustainability strategy and risk management
- Local communities (philanthropy)

#### Responsible procurement and due diligence

- Responsible procurement and supply chain management
- Biodiversity and water management in the value chain

#### Transparency, traceability and communication

- Transparency and reporting
- Traceability
- Dialogue with stakeholders



#### Let's look at sustainability from every angle.

It is more than an embodied carbon number. Genuine, long-term sustainability comes from seeing the whole picture, instead of focusing on only one part of it. Building resilience, energy efficiency, adaptability, affordability, ... At Reynaers Aluminium, we consider all dimensions of what makes a building more sustainable and try to find an optimal balance to have a lasting positive impact on our planet.

At the BAU 2025 trade fair, we started the conversation with our partners in short yet clear keynote presentations. Consult all presentations by scanning the QR code on the left.

Because to build a better future, you need a different perspective. Together for better.

## ABOUT REYNAERS ALUMINIUM

*“Together we are improving the living and working environment for people now and for future generations.”*

As part of Reynaers Group, Reynaers Aluminium is a leading specialist in the development and marketing of innovative, sustainable aluminium solutions for windows, doors and façades. Together with our partners, we focus on creating energy-efficient, responsibly made products that make a difference for homes, buildings and the people they serve.

Reynaers Aluminium is founded in 1965 and currently employs over 2,650 workers in more than 40 countries worldwide. The company exports to more than 70 countries on 5 different continents. In 2023, Reynaers Group achieved an annual turnover of 704 million euros.

The company's success is strengthened by our close partnership with 5,000 partner fabricators, architects, and project developers worldwide. This unique cooperation is reflected in our motto: Together for better.

At Reynaers Campus, our headquarters in Belgium, we focus on sharing knowledge and experience with architects, fabricators, contractors and other building partners while inspiring them with new technologies. Next to the Technology, Training and Automation Centre, Reynaers Campus also has its own Experience Centre where future buildings can be explored in our virtual reality room Avalon.

For more information: [www.reynaers.com](http://www.reynaers.com)



**Reynaers  
Aluminium**

Oude Liersebaan 266  
B-2570 Duffel

T +32 (0)15 30 88 10  
[info@reynaers.com](mailto:info@reynaers.com)

[www.reynaers.com](http://www.reynaers.com)